



Ingham County
Health Department

Opioid Surveillance

Aug 2017

Community Health Assessment

5303 S. Cedar Street • P.O. Box 30161 • Lansing, MI 48909-7661 • P: 517-887-4428 • F: 517-887-4310
hd.ingham.org • Ingham County is an Equal Opportunity Employer.

Ingham County Opioid Surveillance

Medical Examiner

Source: Ingham County Medical Examiner

Data is current as of Aug 09, 2017

- 38 total drug-related deaths occurred in Ingham County
 - 29 deaths were opioid-related
 - 28 opioid-related deaths were Ingham County residents
 - 1 opioid-related death was a non-County resident
 - 9 deaths were non-opioid related
 - 6 non-opioid deaths were Ingham County residents
 - 1 non-opioid death was a non-County residents
 - 2 non-opioid deaths with unknown place of residence

Table 1: Opioid-related deaths among Ingham residents in Ingham County by month

Jan	Feb	Mar	Apr	May	Jun	Jul	Aug	Sept	Oct	Nov	Dec	Year to Date
4	6	4	3	7	5	0	0	0	0	0	0	29

Figure 1: Number of opioid-related deaths among residents in Ingham County by month, Ingham County 2016-2017

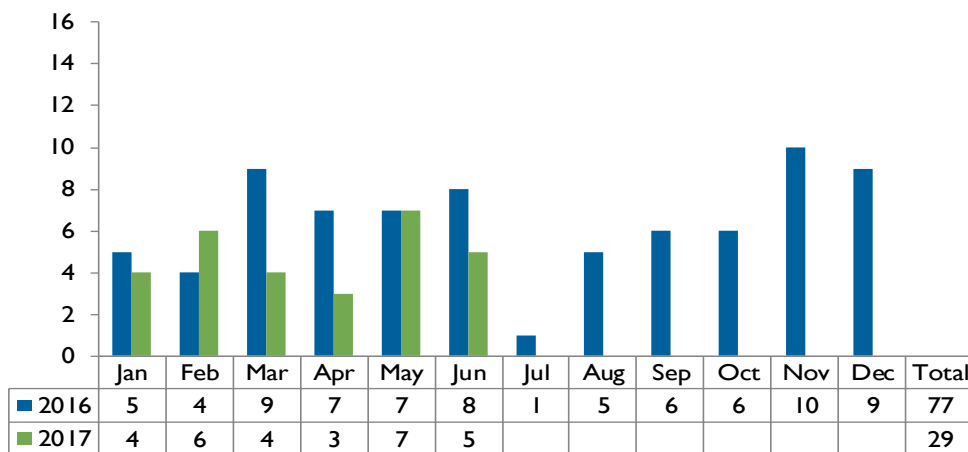
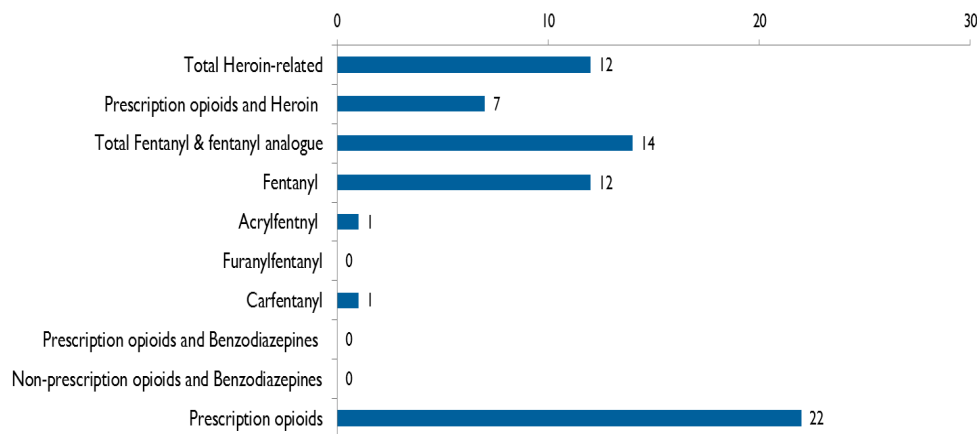


Figure 2: Opioid-related deaths by selected type of opioid among Ingham County residents, Ingham County 2017*



Note: Deaths by type of drug are not mutually exclusive. Often multiple drugs are identified as a related cause of death in a single case.

Disclaimer: Counts reported in this document do not represent final numbers. They are subject to change after cases are reviewed.

Ingham County Opioid Surveillance

EMS/ Fire Department

Source: City of Lansing Fire Department/EMS

Data is current as of Aug 11, 2017

- Narcan Incidence is a record from EMS where Narcan was administered to a person at a specific place and time excluding repeated doses.
- Total number of Narcan incidences 210
 - Number of Narcan incidences (1 dose administered per person) 133
 - Number of Narcan incidences (2 doses administered per person) 54
 - Number of Narcan incidences (3 doses administered per person) 19
 - Number of Narcan incidences (4 doses administered per person) 4
 - Average age: 43 years
 - Median age: 39 years

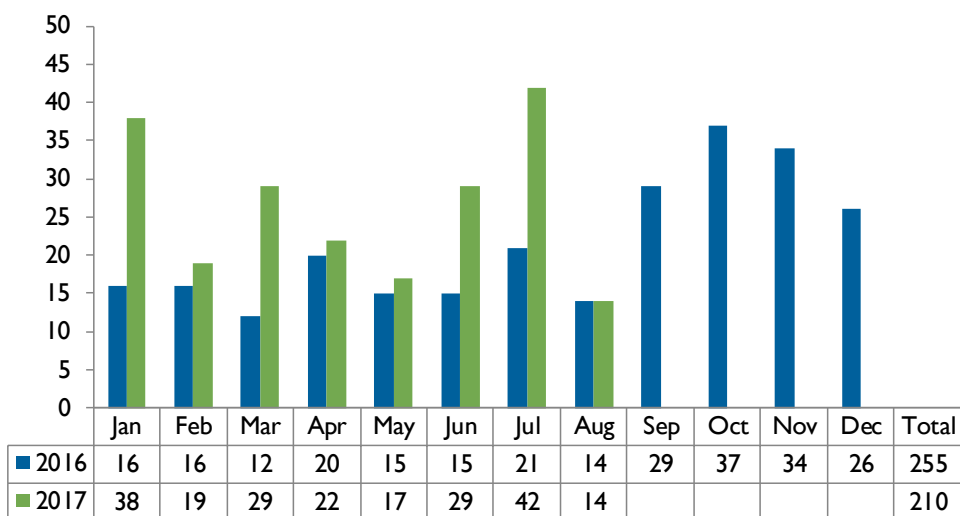
Table 2: Number of Narcan Incidences by Month in Ingham County, 2017*

Jan	Feb	Mar	Apr	May	Jun	Jul	Aug	Sept	Oct	Nov	Dec	Year to Date
38	19	29	22	17	29	42	14	0	0	0	0	210

Source: City of Lansing Fire Department/EMS

*Data is current as of 8/11/2017

Figure 3: Number of Narcan incidences by month in Ingham County, 2016 - 2017*



Source: City of Lansing Fire Department/EMS

*Data is current as of 8/11/2017

Ingham County Opioid Surveillance

Table 3: Narcan Incidence by Demographic Characteristics, City of Lansing 2017*

Characteristic	Count	Percent
Sex		
Male	104	50%
Female	57	27%
Missing	49	23%
Age Group		
<15	0	0%
15-24	16	8%
25-34	64	30%
35-44	37	18%
45-54	38	18%
55-64	36	17%
≥65	14	7%
Missing	5	2%
Race		
White	70	33%
Black	29	14%
Other Race	4	2%
Missing	107	51%
Total	210	100%

Source: City of Lansing Fire Department/EMS 2017

*Data is current as of 8/11/2017

Ingham County Opioid Surveillance

Law Enforcement Data

Sources: East Lansing Police Department, Drug Overdose Incidents Tri -County Area and Lansing Police Department (Lansing only) as of Jul 17, 2017

- 134 drug overdose incidents:
 - 117 survived
 - 17 died
- Average age: 37 years
- Median age: 34 years

Table 3: Number of drug overdose-related cases (including overdose-related deaths) by law enforcement jurisdiction and month of incident, Tri-County Area 2017*

Jurisdiction	Jan	Feb	Mar	Apr	May	Jun	Jul	Aug	Sep	Oct	Nov	Dec	Year to Date
Bath Twp					1								1
Charlotte PD													0
CCSD				1									1
Delhi Twp													0
DeWitt Twp PD	1		1		1								3
ECSD	1												1
ECSO													0
E. Lansing PD	3	1			1	1							6
Ingham County Sheriff Office (ICSO)	1												1
ICSD			4	1	1		2						8
ICSO/ Leslie													0
Lansing PD	24	8	19	11	12	25	12						111
Lansing Charter Twp PD													0
Mason/ICSO Assist													0
Meridian Charter Twp PD													0
MSU PD			1	1									2
Total	30	9	25	14	16	26	14	0	0	0	0	0	134

Source: Ingham County law enforcement jurisdictions

*Data is current as of 7/17/2017

Note: ICSO - Ingham County sheriff's office, ECSO - Eaton County sheriff's office, MTPD - Meridian Township Police Dept.

MSU PD - Michigan State University Police Dept.

Table 4: Number of drug overdose-related deaths by law enforcement jurisdiction and month of incident, Tri-County Area 2017*

Jurisdiction	Jan	Feb	Mar	Apr	May	Jun	Jul	Aug	Sep	Oct	Nov	Dec	Year to Date
Bath Twp					1								1
DeWitt Twp PD					1								1
ECSD	1												1
ELPD	1												1
ICSD			1			2							3
Lansing PD	2	2	1		3	2							10
Total	4	2	2	0	5	4	0	0	0	0	0	0	17

Source: Ingham County law enforcement jurisdictions

*Data is current as of 7/17/2017

Disclaimer: Counts reported in this document do not represent final numbers. They are subject to change after cases are reviewed.

Ingham County Opioid Surveillance

Emergency Department Visit Data

Source: Michigan Syndromic Surveillance System

Data is current as of Aug 18, 2017

- Total of 306 drug overdose-related visits
 - Average age : 36 years
 - Median age: 34 years

Table 7: Number of overdose-related emergency department visits* by month, Ingham County 2017**

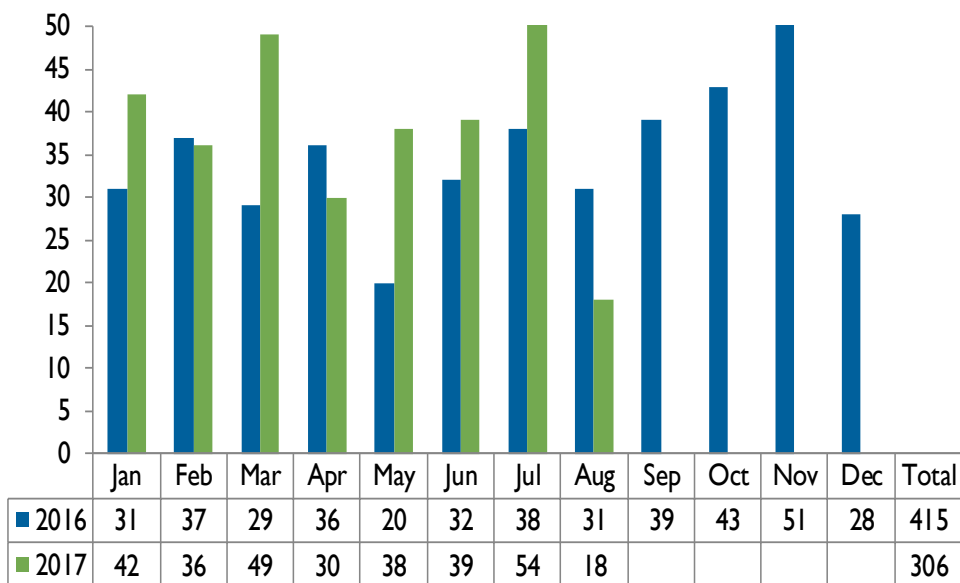
Jan	Feb	Mar	Apr	May	Jun	Jul	Aug	Sept	Oct	Nov	Dec	Year to Date
42	36	49	30	38	39	54	18	0	0	0	0	306

Source: Michigan Syndromic Surveillance System

*Numbers are based on emergency department visit (chief complaints) and before any confirmed diagnoses are made.

**Data is current as of 8/18/2017

Figure 4: Number of Overdose-related emergency department visits* by month, Ingham County 2016 - 2017**



Source: Michigan Syndromic Surveillance System

*Numbers are based on emergency department visit (chief complaints) and before any confirmed diagnoses are made.

**Data is current as of 8/18/2017