



**Ingham County
Health Department**

Opioid Surveillance Oct 2017

Community Health Assessment

5303 S. Cedar Street • P.O. Box 30161 • Lansing, MI 48909-7661 • P: 517-887-4428 • F: 517-887-4310
hd.ingham.org • Ingham County is an Equal Opportunity Employer.

Ingham County Opioid Surveillance

Medical Examiner

Source: Ingham County Medical Examiner

Data is current as of Oct 19, 2017

- 46 total drug-related deaths occurred in Ingham County
 - 39 deaths were opioid-related (all Ingham County residents)
 - 7 deaths were non-opioid related

Table 1: Opioid-related deaths among Ingham residents in Ingham County by month

Jan	Feb	Mar	Apr	May	Jun	Jul	Aug	Sept	Oct	Nov	Dec	Year to Date
5	6	5	3	6	7	4	2	1	0	0	0	39

Figure 1: Number of opioid-related deaths among residents in Ingham County by month, Ingham County 2016-2017

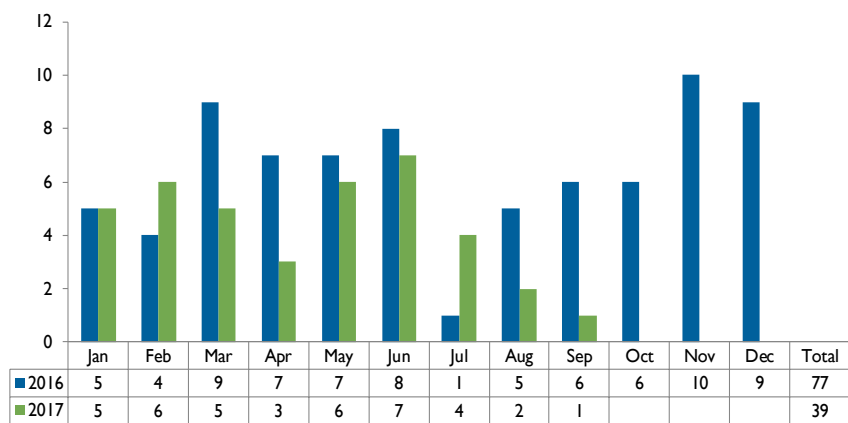
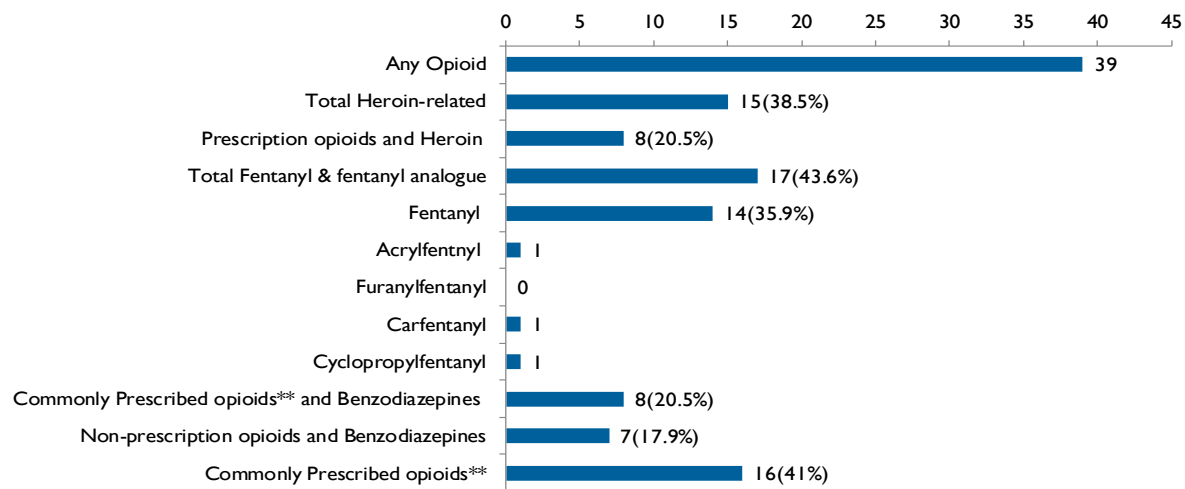


Figure 2: Opioid-related deaths by selected type of opioid among Ingham County residents, Ingham County 2017*



Note: Deaths by type of drug are not mutually exclusive. Often multiple drugs are identified as a related cause of death in a single case.

*Data is current as of 10/19/2017.

**Morphine, Codeine, Methadone, Oxycodone, Hydrocodone, Hydromorphone, and Oxycodone.

Ingham County Opioid Surveillance

Figure 3: Number of opioid-related deaths among residents in Ingham County, 2003-2016

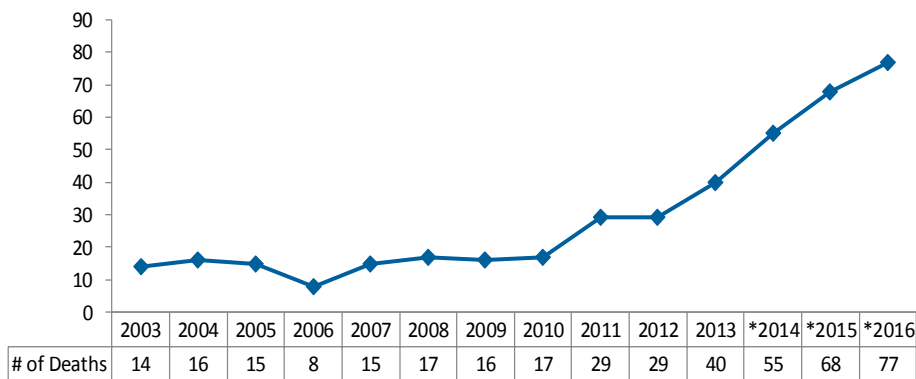


Table 1: Characteristics of Opioid-related deaths among residents in Ingham County, 2017**

Decedent Characteristic	Number	Death Rate†	95% CI for Calculated Rate
Total Deaths	39	13.6	(9.4 - 17.9)
Sex			
Male	26	18.7	(11.5 - 25.9)
Female	13	8.8	(4.0 - 13.6)
Age Group			
<15	0	*	
15-24	3	*	
25-34	10	*	
35-44	6	*	
45-54	6	*	
55-64	13	*	
≥65	1	*	
Race			
White	34	15.5	(10.3 - 20.7)
Black	4	*	
Other	1	*	
Hispanic Ethnicity			
Hispanic or Latino	1	*	
Non-Hispanic or Latino	19	7.2	(4.0 - 10.4)
Unknown	8	*	
Missing	11	*	
Other characteristic			
Age			
Median	46		
Mean	44.7		
Range	19 - 65 yrs		
Manner of death			
Accident	33		
Indeterminate	3		
Pending	3		

**Data is current as of 10/19/2017

†All rates are per 100,000 Ingham County residents

*Data suppressed due to insufficient numbers

Ingham County Opioid Surveillance

EMS/ Fire Department

Source: City of Lansing Fire Department/EMS

Data is current as of Oct. 16, 2017

- Naloxone Incidence is a record from EMS where Naloxone was administered to a person at a specific place and time excluding repeated doses.
- Total number of Naloxone incidences 297
 - Number of Naloxone incidences (1 dose administered per person) 184
 - Number of Naloxone incidences (2 doses administered per person) 84
 - Number of Naloxone incidences (3 doses administered per person) 23
 - Number of Naloxone incidences (4 or more doses administered per person) 6
 - Average age: 41 years
 - Median age: 38 years

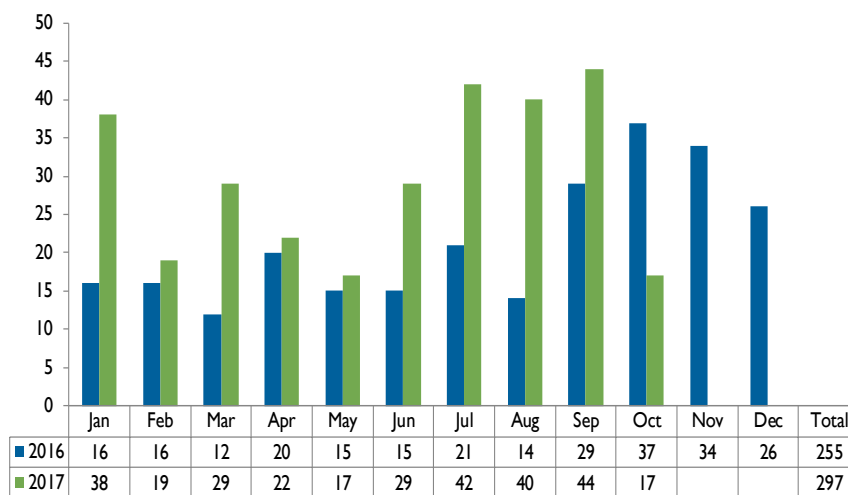
Table 2: Number of Naloxone incidences by Month in Ingham County, 2017*

Jan	Feb	Mar	Apr	May	Jun	Jul	Aug	Sept	Oct	Nov	Dec	Year to Date
38	19	29	22	17	29	42	40	44	17	0	0	297

Source: City of Lansing Fire Department/EMS

*Data is current as of 10/16/2017

Figure 3: Number of Naloxone incidences by month in Ingham County, 2016 - 2017*



Source: City of Lansing Fire Department/EMS

*Data is current as of 10/16/2017

Ingham County Opioid Surveillance

Table 3: Naloxone incidence by Demographic Characteristics, City of Lansing 2017*

Characteristic	Count	Percent
Sex		
Male	164	55.2%
Female	74	24.9%
Missing	59	19.9%
Age Group		
<15	2	0.7%
15-24	30	10.1%
25-34	89	30.0%
35-44	56	18.9%
45-54	49	16.5%
55-64	49	16.5%
≥65	17	5.7%
Missing	5	1.7%
Race		
White	104	35.0%
Black	37	12.5%
Other Race	4	1.3%
Missing	152	51.2%
Total	297	100.0%

Source: City of Lansing Fire Department/EMS 2017

*Data is current as of 10/16/2017

Ingham County Opioid Surveillance

Law Enforcement Data

Sources: East Lansing Police Department, Drug Overdose Incidents Tri -County Area and Lansing Police Department (Lansing only) as of Oct 16, 2017

- 221 drug overdose incidents:
 - 199 survived
 - 22 died
- Average age: 35 years
- Median age: 33 years

Table 3: Number of drug overdose-related cases (including overdose-related deaths) by law enforcement jurisdiction and month of incident, Tri-County Area 2017*

Jurisdiction	Jan	Feb	Mar	Apr	May	Jun	Jul	Aug	Sep	Oct	Nov	Dec	Year to Date
Bath Twp					2								2
Charlotte PD													0
CCSD				1									1
Delhi Twp									1				1
DeWitt Twp PD	1		1		1								3
ECSD	1												1
ECSO													0
E. Lansing PD	3	1			1	1		2	2				10
Ingham County Sheriff Office (ICSO)	1												1
ICSD			4	1	1	2	1	4	1	1			15
ICSO/ Leslie													0
Lansing PD	24	8	19	11	12	25	24	22	30	10			185
Lansing Charter Twp PD													0
Mason/ICSO Assist													0
Meridian Charter Twp PD													0
MSU PD			1	1									2
Total	30	9	25	14	17	28	25	28	34	11	0	0	221

Source: Ingham County law enforcement jurisdictions

*Data is current as of 10/16/2017

Note: ICSO - Ingham County sheriff's office, ECSO - Eaton County sheriff's office, MTPD - Meridian Township Police Dept.

MSU PD - Michigan State University Police Dept.

Table 4: Number of drug overdose-related deaths by law enforcement jurisdiction and month of incident, Tri-County Area 2017*

Jurisdiction	Jan	Feb	Mar	Apr	May	Jun	Jul	Aug	Sep	Oct	Nov	Dec	Year to Date
Bath Twp					1								1
DeWitt Twp PD					1								1
ECSD	1												1
ELPD	1												1
ICSD						1							1
Lansing PD	2	2	1		3	2	4	3					17
Total	4	2	1	0	5	3	4	3	0	0	0	0	22

Source: Ingham County law enforcement jurisdictions

*Data is current as of 10/16/2017

Disclaimer: Counts reported in this document do not represent final numbers. They are subject to change after cases are reviewed.

Ingham County Opioid Surveillance

Emergency Department Visit Data

Source: Michigan Syndromic Surveillance System

Data is current as of Oct 23, 2017

- Total of 441 drug overdose-related visits
 - Average age : 36.4 years
 - Median age: 33 years

Table 7: Number of overdose-related emergency department visits* by month, Ingham County 2017**

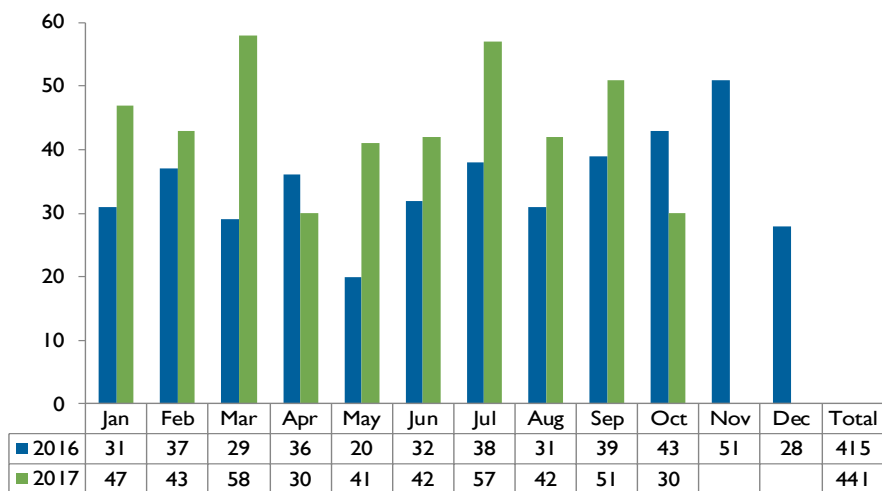
Jan	Feb	Mar	Apr	May	Jun	Jul	Aug	Sept	Oct	Nov	Dec	Year to Date
47	43	58	30	41	42	57	42	51	30	0	0	441

Source: Michigan Syndromic Surveillance System

*Numbers are based on emergency department visit (chief complaints) and before any confirmed diagnoses are made.

**Data is current as of 10/23/2017

Figure 4: Number of Overdose-related emergency department visits* by month, Ingham County 2016 - 2017**



Source: Michigan Syndromic Surveillance System

*Numbers are based on emergency department visit (chief complaints) and before any confirmed diagnoses are made.

**Data is current as of 10/23/2017