



**Ingham County  
Health Department**

# Opioid Surveillance Dec 2017

## **Community Health Assessment**

5303 S. Cedar Street • P.O. Box 30161 • Lansing, MI 48909-7661 • P: 517-887-4428 • F: 517-887-4310  
hd.ingham.org • Ingham County is an Equal Opportunity Employer.

# Ingham County Opioid Surveillance

## Medical Examiner

Source: Ingham County Medical Examiner

Data is current as of Dec 8, 2017

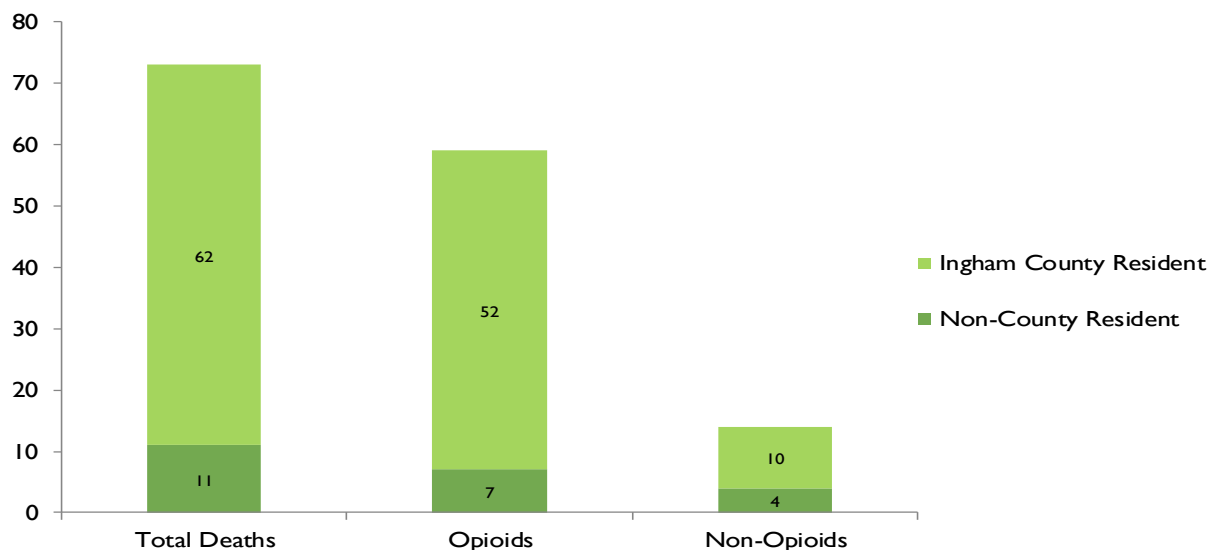
- 73 total drug-related deaths (Table 1 & Fig. 1)
  - 59 deaths were opioid-related
    - 52 opioid-related deaths were Ingham County residents
    - 7 opioid-related deaths were non-County residents
  - 14 deaths were non-opioid-related
    - 10 non-opioid deaths were Ingham County residents
    - 4 non-opioid deaths were non-County residents

Table 1: Number of Drug-related deaths by related cause of death and county of residence, Ingham County 2017\*

Related Cause of Death	Ingham County Resident	Non-County Resident	Total
Opioids	52	7	59
Non-Opioids	10	4	14
<b>Total</b>	<b>62</b>	<b>11</b>	<b>73</b>

\*Data is current as of 12/8/2017

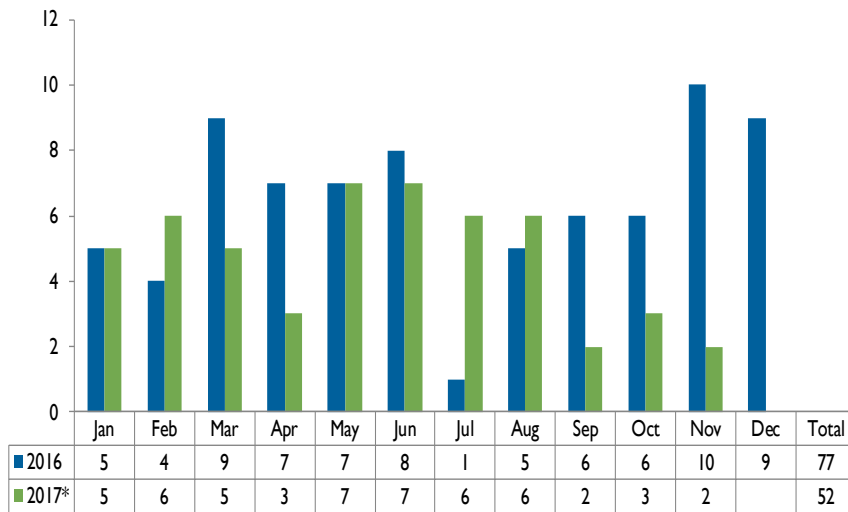
Figure 1: Drug-related deaths by related cause of death and county of residence, Ingham County 2017\*



\*Data is current as of 12/8/2017

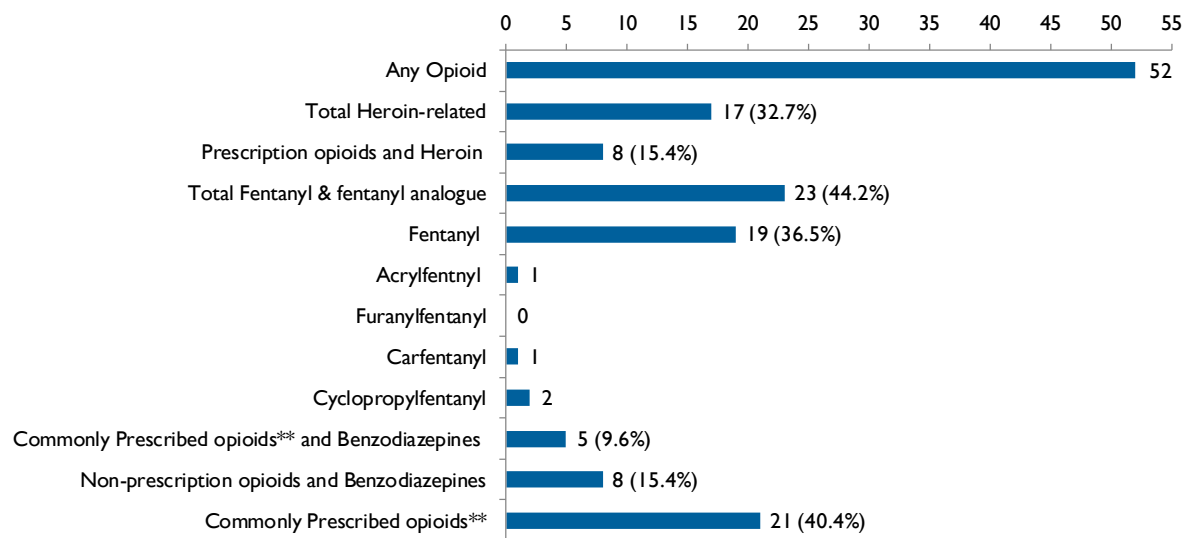
# Ingham County Opioid Surveillance

Figure 2: Number of opioid-related deaths among residents in Ingham County by month, Ingham County 2016-2017



\*Data is current as of 12/8/2017

Figure 3: Opioid-related deaths by selected type of opioid among Ingham County residents, Ingham County 2017\*



Note: Deaths by type of drug are not mutually exclusive. Often multiple drugs are identified as a related cause of death in a single case.

\*Data is current as of 12/8/2017.

\*\*Morphine, Codeine, Methadone, Oxycodone, Hydrocodone, Hydromorphone, and Oxymorphone.

# Ingham County Opioid Surveillance

Figure 4: Number of opioid-related deaths among residents in Ingham County, 2003-2016

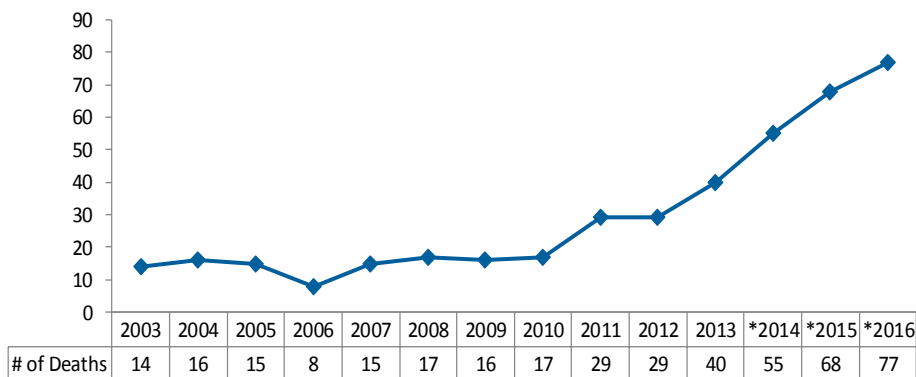


Table 2: Characteristics of Opioid-related deaths among residents in Ingham County, 2017\*\*

Decedent Characteristic	Number	Death Rate†	95% CI for Calculated Rate
<b>Total Deaths</b>	<b>52</b>	<b>18.2</b>	<b>(13.2 - 23.1)</b>
<b>Sex</b>			
Male	35	25.2	(16.9 - 33.6)
Female	17	11.5	(6.1 - 17.0)
<b>Age Group</b>			
<15	0	*	
15-24	5	*	
25-34	14	*	
35-44	8	*	
45-54	10	*	
55-64	13	*	
≥65	2	*	
<b>Race</b>			
White	46	21.0	(14.9 - 27.0)
Black	4	*	
Other	2	*	
<b>Hispanic Ethnicity</b>			
Hispanic or Latino	1	*	
Non-Hispanic or Latino	26	9.8	(6.1 - 13.6)
Unknown	11	*	
Missing	14	*	
<b>Other characteristic</b>			
<b>Age</b>			
Median	40		
Mean	41.8		
Range	15 - 65 yrs		
<b>Manner of death</b>			
Accident	48		
Indeterminate	3		
Suicide	1		

\*\*Data is current as of 12/8/2017

†All rates are per 100,000 Ingham County residents

\*Data suppressed due to insufficient numbers

**Disclaimer: Counts reported in this document do not represent final numbers. They are subject to change after cases are reviewed.**

# Ingham County Opioid Surveillance

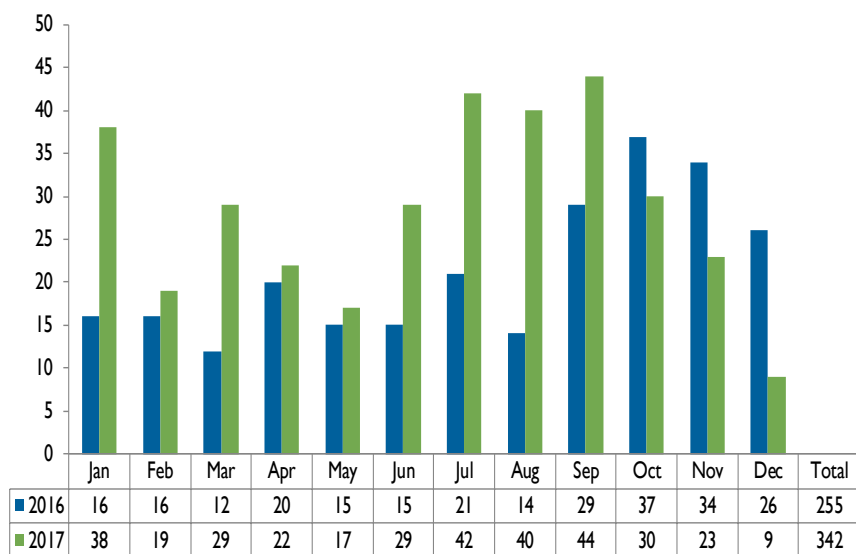
## EMS/ Fire Department

Source: City of Lansing Fire Department/EMS

Data is current as of Dec 16, 2017

- Naloxone Incidence is a record from EMS where Naloxone was administered to a person at a specific place and time excluding repeated doses.
- Total number of Naloxone incidences 342
  - Number of Naloxone incidences (1 dose administered per person) 210
  - Number of Naloxone incidences (2 doses administered per person) 98
  - Number of Naloxone incidences (3 doses administered per person) 24
  - Number of Naloxone incidences (4 or more doses administered per person) 10
  - Average age: 40 years
  - Median age: 37 years

Figure 5: Number of Naloxone incidences by month in Ingham County, 2016 - 2017\*



Source: City of Lansing Fire Department/EMS 2016-2017\*

\*Data is current as of 12/16/2017

# Ingham County Opioid Surveillance

Table 3: Naloxone incidence by Demographic Characteristics, City of Lansing 2017\*

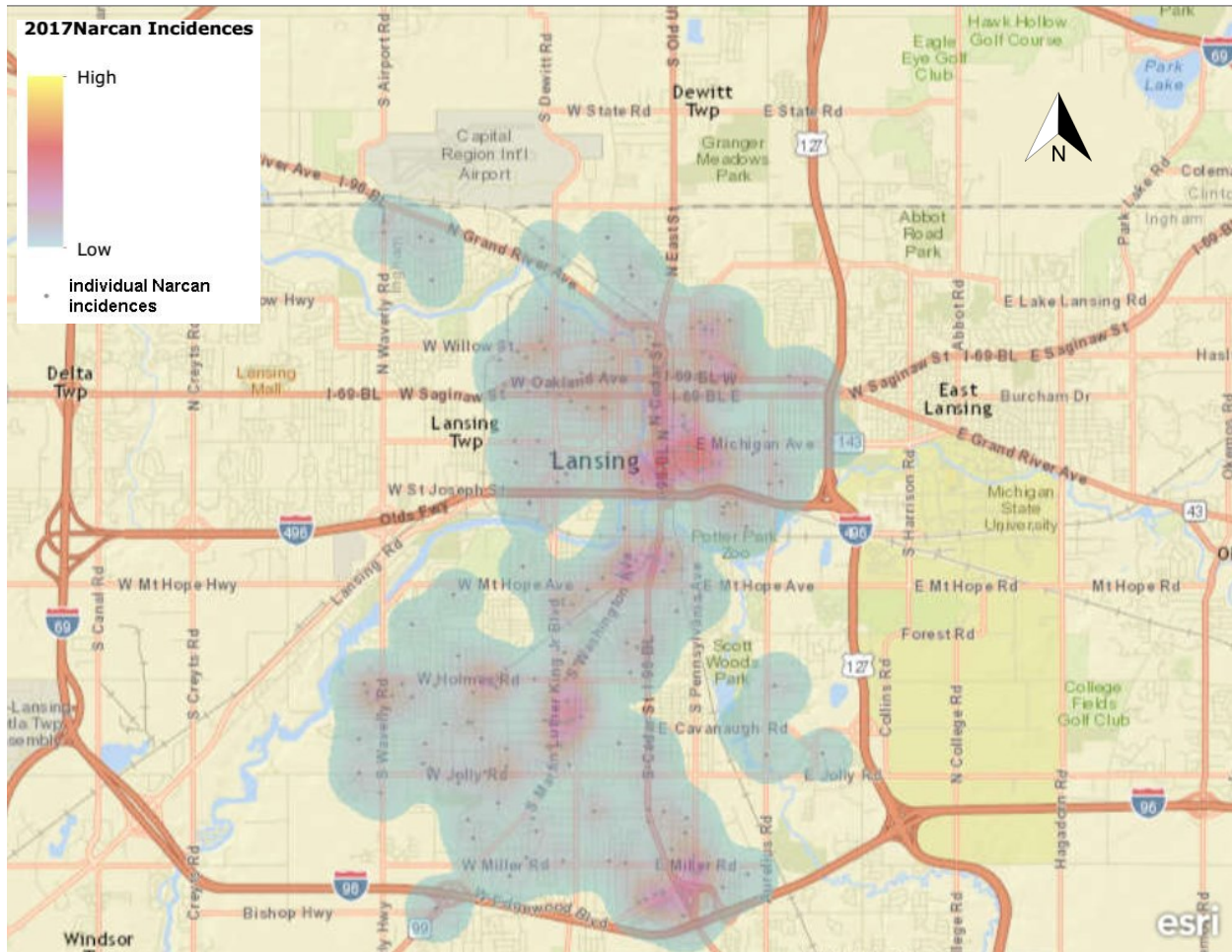
Characteristic	Count	Percent
<b>Sex</b>		
Male	195	57.0%
Female	88	25.7%
Missing	59	17.3%
<b>Age Group</b>		
<15	2	0.6%
15-24	37	10.8%
25-34	107	31.3%
35-44	62	18.1%
45-54	56	16.4%
55-64	52	15.2%
≥65	18	5.3%
Missing	8	2.3%
<b>Race</b>		
White	121	35.4%
Black/African American	42	12.3%
Other Race	5	1.5%
Missing	174	50.9%
<b>Total</b>	<b>342</b>	<b>100.0%</b>

Source: City of Lansing Fire Department/EMS 2017\*

\*Data is current as of 12/16/2017

# Ingham County Opioid Surveillance

Figure 5: Density Heat map of Administered Narcan Doses in Ingham County, January-October 2017\*\*



Data Source: City of Lansing Fire Department/EMS

Esri, HERE, Garmin, NGA, USGS, NPS

\*\*Data is current as of 10/23/2017

# Ingham County Opioid Surveillance

## Law Enforcement Data

Sources: East Lansing Police Department, Drug Overdose Incidents Tri -County Area and Lansing Police Department (Lansing only) as of Dec 9, 2017

- 262 drug overdose incidents:
  - 238 survived
  - 24 died
- Average age: 35 years
- Median age: 33 years

Table 3: Number of drug overdose-related cases (including overdose-related deaths) by law enforcement jurisdiction and month of incident, Tri-County Area 2017\*

Jurisdiction	Jan	Feb	Mar	Apr	May	Jun	Jul	Aug	Sep	Oct	Nov	Dec	Year to Date
Bath Twp					2								2
Charlotte PD													0
CCSD				1									1
Delhi Twp									1				1
DeWitt Twp PD	1		1		1								3
ECSD	1												1
ECSO													0
E. Lansing PD	3	1			1	1		2	2		1		11
Ingham County Sheriff Office (ICSO)	1												1
ICSD			4	1	1	2	1	4	1	3			17
ICSO/ Leslie													0
Lansing PD	26	8	20	11	12	25	24	22	30	19	21	5	223
Lansing Charter Twp PD													0
Mason/ICSO Assist													0
Meridian Charter Twp PD													0
MSU PD			1	1									2
<b>Total</b>	<b>32</b>	<b>9</b>	<b>26</b>	<b>14</b>	<b>17</b>	<b>28</b>	<b>25</b>	<b>28</b>	<b>34</b>	<b>22</b>	<b>22</b>	<b>5</b>	<b>262</b>

Source: Ingham County law enforcement jurisdictions

\*Data is current as of 12/9/2017

Note: ICSO - Ingham County sheriff's office, ECSO - Eaton County sheriff's office, MTPD - Meridian Township Police Dept.

MSU PD - Michigan State University Police Dept.

Table 4: Number of drug overdose-related deaths by law enforcement jurisdiction and month of incident, Tri-County Area 2017\*

Jurisdiction	Jan	Feb	Mar	Apr	May	Jun	Jul	Aug	Sep	Oct	Nov	Dec	Year to Date
Bath Twp					1								1
DeWitt Twp PD					1								1
ECSD	1												1
ELPD	1										1		2
ICSD						1							1
Lansing PD	2	2	1		3	2	4	3		1			18
<b>Total</b>	<b>4</b>	<b>2</b>	<b>1</b>	<b>0</b>	<b>5</b>	<b>3</b>	<b>4</b>	<b>3</b>	<b>0</b>	<b>1</b>	<b>1</b>	<b>0</b>	<b>24</b>

Source: Ingham County law enforcement jurisdictions

\*Data is current as of 12/9/2017

**Disclaimer: Counts reported in this document do not represent final numbers. They are subject to change after cases are reviewed.**



# Ingham County Opioid Surveillance

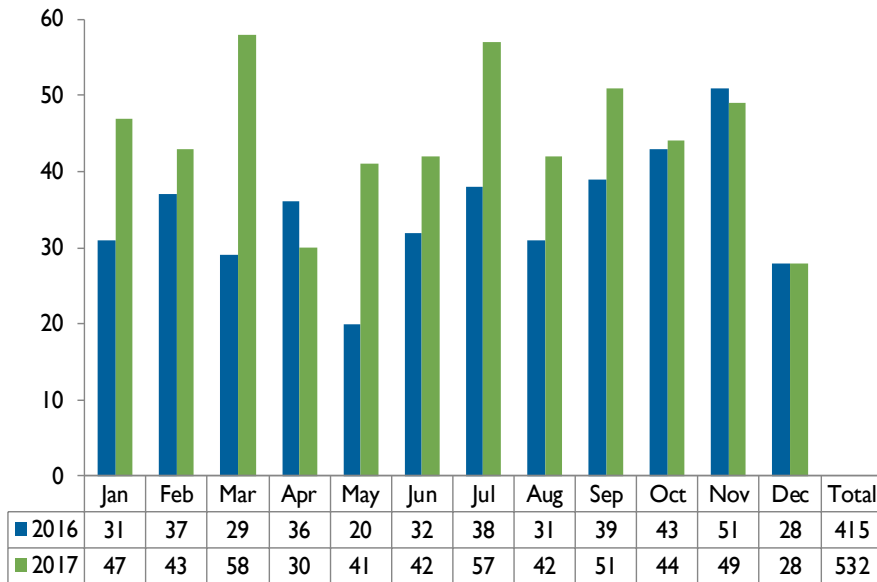
## Emergency Department Visit Data

Source: Michigan Syndromic Surveillance System

Data is current as of Dec 20, 2017

- Total of 532 drug overdose-related visits
  - Average age : 35.9 years
  - Median age: 33 years

Figure 4: Number of Overdose-related emergency department visits\* by month, Ingham County 2016 - 2017\*\*



Source: Michigan Syndromic Surveillance System

\*Numbers are based on emergency department visit (chief complaints) and before any confirmed diagnoses are made.

\*\*Data is current as of 12/20/2017