



**Ingham County
Health Department**

Opioid Surveillance Nov 2017

Community Health Assessment

5303 S. Cedar Street • P.O. Box 30161 • Lansing, MI 48909-7661 • P: 517-887-4428 • F: 517-887-4310
hd.ingham.org • Ingham County is an Equal Opportunity Employer.

Ingham County Opioid Surveillance

Medical Examiner

Source: Ingham County Medical Examiner

Data is current as of Nov 14, 2017

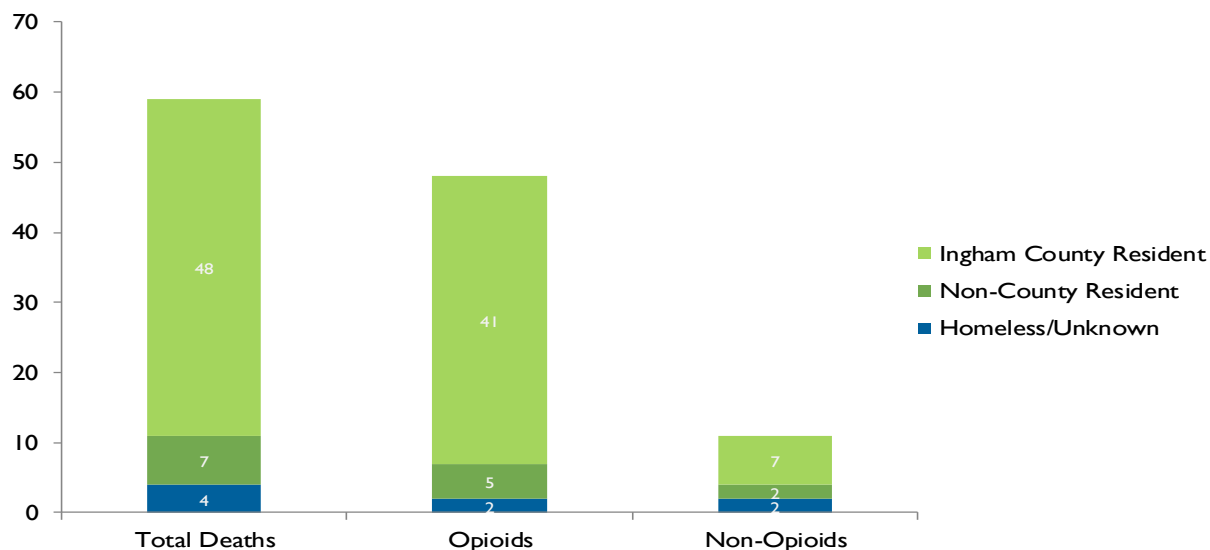
- 59 total drug-related deaths (Table 1 & Fig. 1)
 - 48 deaths were opioid-related
 - 41 opioid-related deaths were Ingham County residents
 - 5 opioid-related deaths were non-County residents
 - 2 opioid-related deaths were homeless
 - 11 deaths were non-opioid-related
 - 7 non-opioid deaths were Ingham County residents
 - 2 non-opioid deaths were non-County residents
 - 2 non-opioid deaths were homeless

Table 1: Number of Drug-related deaths by related cause of death and county of residence, Ingham County 2017*

Related Cause of Death	Ingham County Resident	Non-County Resident	Homeless/Unknown	Total
Opioids	41	5	2	48
Non-Opioids	7	2	2	11
Total	48	7	4	59

*Data is current as of 11/14/2017

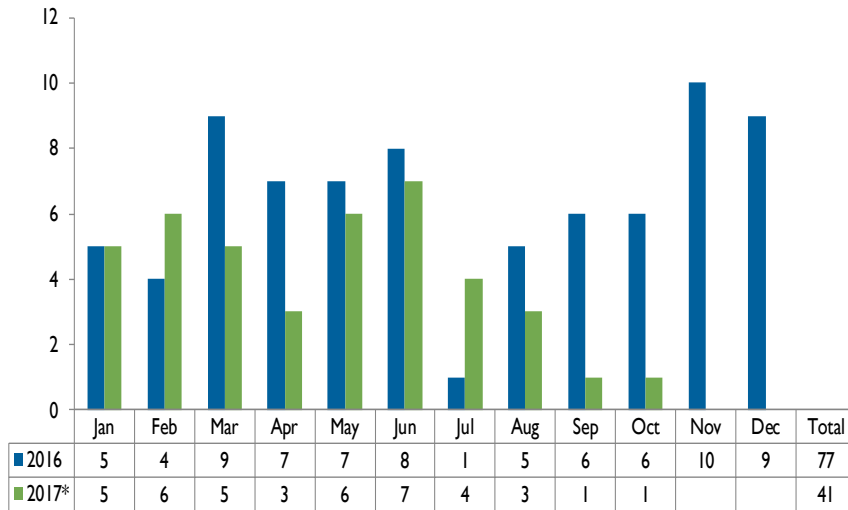
Figure 1: Drug-related deaths by related cause of death and county of residence, Ingham County 2017*



*Data is current as of 11/14/2017

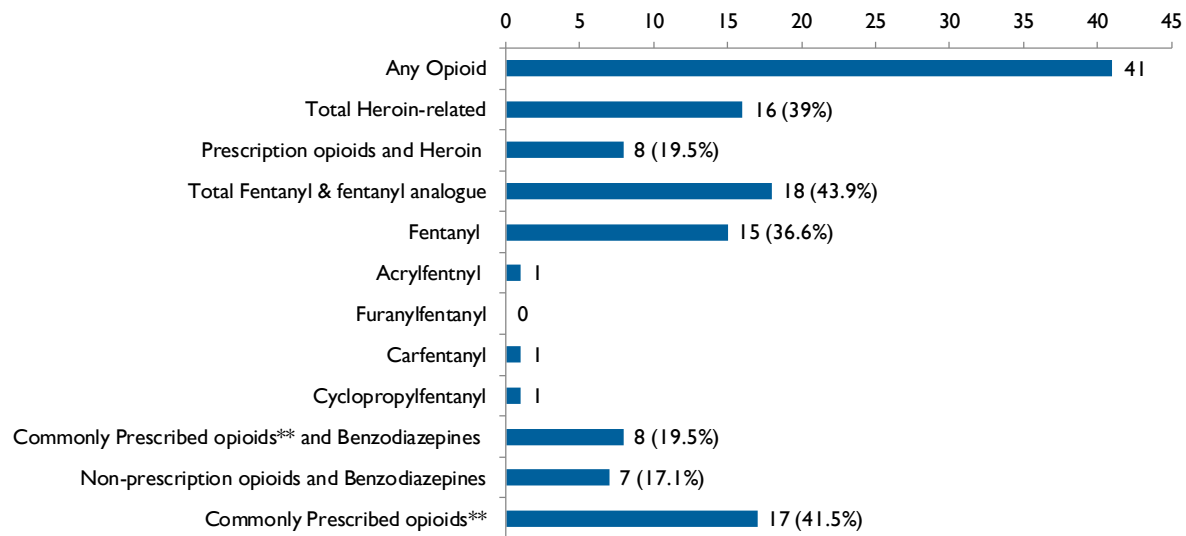
Ingham County Opioid Surveillance

Figure 2: Number of opioid-related deaths among residents in Ingham County by month, Ingham County 2016-2017



*Data is current as of 11/14/2017

Figure 3: Opioid-related deaths by selected type of opioid among Ingham County residents, Ingham County 2017*



Note: Deaths by type of drug are not mutually exclusive. Often multiple drugs are identified as a related cause of death in a single case.

*Data is current as of 11/14/2017.

**Morphine, Codeine, Methadone, Oxycodone, Hydrocodone, Hydromorphone, and Oxymorphone.

Ingham County Opioid Surveillance

Figure 4: Number of opioid-related deaths among residents in Ingham County, 2003-2016

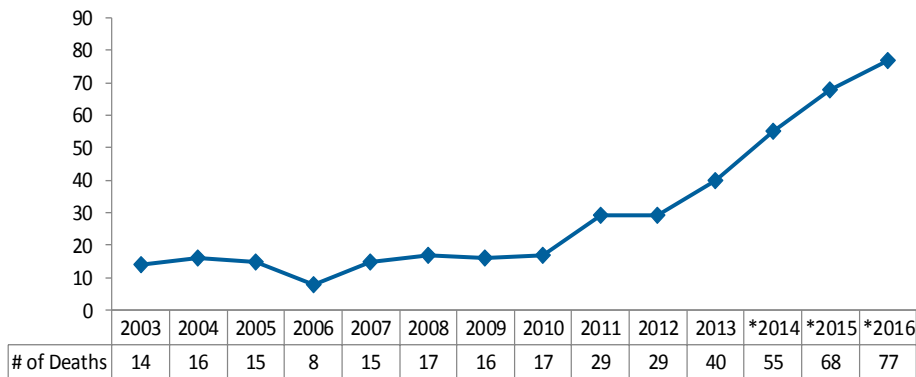


Table 2: Characteristics of Opioid-related deaths among residents in Ingham County, 2017**

Decedent Characteristic	Number	Death Rate†	95% CI for Calculated Rate
Total Deaths	41	14.3	(9.9 - 18.7)
Sex			
Male	26	18.7	(11.5 - 25.9)
Female	15	10.2	(5.0 - 15.3)
Age Group			
<15	0	*	
15-24	4	*	
25-34	10	*	
35-44	7	*	
45-54	6	*	
55-64	13	*	
≥65	1	*	
Race			
White	36	16.4	(11.0 - 21.8)
Black	4	*	
Other	1	*	
Hispanic Ethnicity			
Hispanic or Latino	1	*	
Non-Hispanic or Latino	21	8.0	(4.5 - 11.4)
Unknown	8	*	
Missing	11	*	
Other characteristic			
Age			
Median	40		
Mean	43.2		
Range	15 - 65 yrs		
Manner of death			
Accident	35		
Indeterminate	3		
Pending	3		

**Data is current as of 11/14/2017

†All rates are per 100,000 Ingham County residents

*Data suppressed due to insufficient numbers

Disclaimer: Counts reported in this document do not represent final numbers. They are subject to change after cases are reviewed.

Ingham County Opioid Surveillance

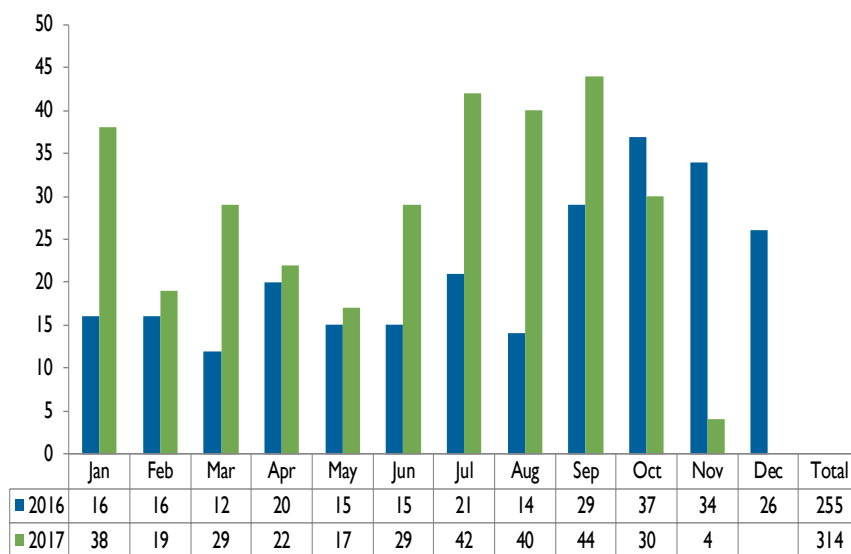
EMS/ Fire Department

Source: City of Lansing Fire Department/EMS

Data is current as of Nov. 07, 2017

- Naloxone Incidence is a record from EMS where Naloxone was administered to a person at a specific place and time excluding repeated doses.
- Total number of Naloxone incidences 314
 - Number of Naloxone incidences (1 dose administered per person) 193
 - Number of Naloxone incidences (2 doses administered per person) 91
 - Number of Naloxone incidences (3 doses administered per person) 23
 - Number of Naloxone incidences (4 or more doses administered per person) 7
 - Average age: 40 years
 - Median age: 37 years

Figure 5: Number of Naloxone incidences by month in Ingham County, 2016 - 2017*



Source: City of Lansing Fire Department/EMS 2016-2017*

*Data is current as of 11/7/2017

Ingham County Opioid Surveillance

Table 3: Naloxone incidence by Demographic Characteristics, City of Lansing 2017*

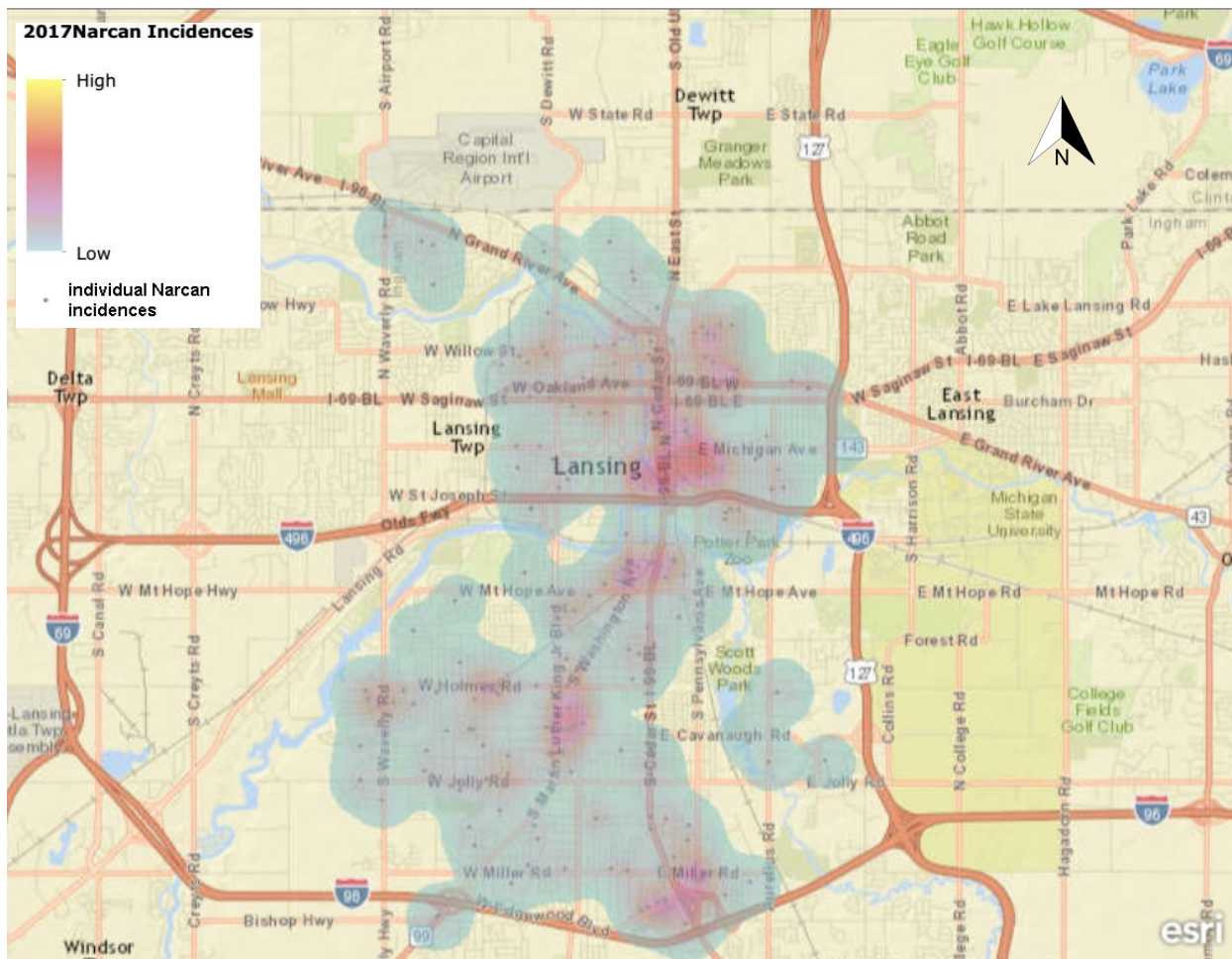
Characteristic	Count	Percent
Sex		
Male	177	56.4%
Female	78	24.8%
Missing	59	18.8%
Age Group		
<15	2	0.6%
15-24	32	10.2%
25-34	94	29.9%
35-44	59	18.8%
45-54	51	16.2%
55-64	51	16.2%
≥65	18	5.7%
Missing	7	2.2%
Race		
White	110	35.0%
Black	39	12.4%
Other Race	4	1.3%
Missing	161	51.3%
Total	314	100.0%

Source: City of Lansing Fire Department/EMS 2017*

*Data is current as of 11/7/2017

Ingham County Opioid Surveillance

Figure 5: Density Heatmap of Administered Narcan Doses in Ingham County, January-October 2017**



Data Source: City of Lansing Fire Department/EMS

Esri, HERE, Garmin, NGA, USGS, NPS

**Data is current as of 10/23/2017

Ingham County Opioid Surveillance

Law Enforcement Data

Sources: East Lansing Police Department, Drug Overdose Incidents Tri -County Area and Lansing Police Department (Lansing only) as of Nov 7, 2017

- 236 drug overdose incidents:
 - 213 survived
 - 23 died
- Average age: 35 years
- Median age: 33 years

Table 3: Number of drug overdose-related cases (including overdose-related deaths) by law enforcement jurisdiction and month of incident, Tri-County Area 2017*

Jurisdiction	Jan	Feb	Mar	Apr	May	Jun	Jul	Aug	Sep	Oct	Nov	Dec	Year to Date
Bath Twp					2								2
Charlotte PD													0
CCSD				1									1
Delhi Twp									1				1
DeWitt Twp PD	1		1		1								3
ECSD	1												1
ECSO													0
E. Lansing PD	3	1			1	1		2	2				10
Ingham County Sheriff Office (ICSO)	1												1
ICSD			4	1	1	2	1	4	1	1			15
ICSO/ Leslie													0
Lansing PD	26	8	20	11	12	25	24	22	30	19	3		200
Lansing Charter Twp PD													0
Mason/ICSO Assist													0
Meridian Charter Twp PD													0
MSU PD			1	1									2
Total	32	9	26	14	17	28	25	28	34	20	3	0	236

Source: Ingham County law enforcement jurisdictions

*Data is current as of 11/7/2017

Note: ICSO - Ingham County sheriff's office, ECSO - Eaton County sheriff's office, MTPD - Meridian Township Police Dept.

MSU PD - Michigan State University Police Dept.

Table 4: Number of drug overdose-related deaths by law enforcement jurisdiction and month of incident, Tri-County Area 2017*

Jurisdiction	Jan	Feb	Mar	Apr	May	Jun	Jul	Aug	Sep	Oct	Nov	Dec	Year to Date
Bath Twp					1								1
DeWitt Twp PD					1								1
ECSD	1												1
ELPD	1												1
ICSD						1							1
Lansing PD	2	2	1		3	2	4	3		1			18
Total	4	2	1	0	5	3	4	3	0	1	0	0	23

Source: Ingham County law enforcement jurisdictions

*Data is current as of 11/7/2017

Disclaimer: Counts reported in this document do not represent final numbers. They are subject to change after cases are reviewed.

Ingham County Opioid Surveillance

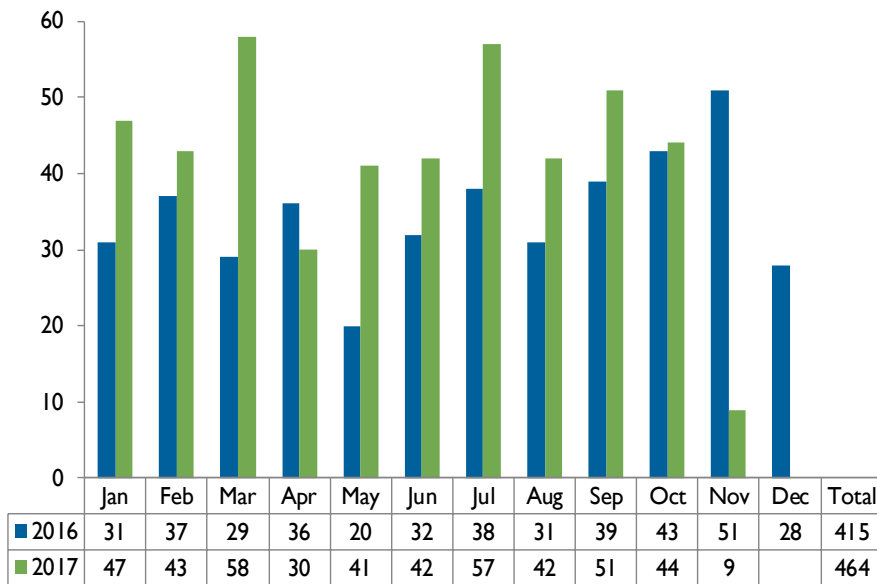
Emergency Department Visit Data

Source: Michigan Syndromic Surveillance System

Data is current as of Nov 09, 2017

- Total of 464 drug overdose-related visits
 - Average age : 35.9 years
 - Median age: 33 years

Figure 4: Number of Overdose-related emergency department visits* by month, Ingham County 2016 - 2017**



Source: Michigan Syndromic Surveillance System

*Numbers are based on emergency department visit (chief complaints) and before any confirmed diagnoses are made.

**Data is current as of 11/09/2017