



**Ingham County
Health Department**

Opioid Surveillance Sep 2017

Community Health Assessment

5303 S. Cedar Street • P.O. Box 30161 • Lansing, MI 48909-7661 • P: 517-887-4428 • F: 517-887-4310
hd.ingham.org • Ingham County is an Equal Opportunity Employer.

Ingham County Opioid Surveillance

Medical Examiner

Source: Ingham County Medical Examiner

Data is current as of Sep 06, 2017

- 43 total drug-related deaths occurred in Ingham County
 - 34 deaths were opioid-related (all Ingham County residents)
 - 7 deaths were non-opioid related
 - 2 pending

Table 1: Opioid-related deaths among Ingham residents in Ingham County by month

Jan	Feb	Mar	Apr	May	Jun	Jul	Aug	Sept	Oct	Nov	Dec	Year to Date
5	6	5	3	6	7	1	1	0	0	0	0	34

Figure 1: Number of opioid-related deaths among residents in Ingham County by month, Ingham County 2016-2017

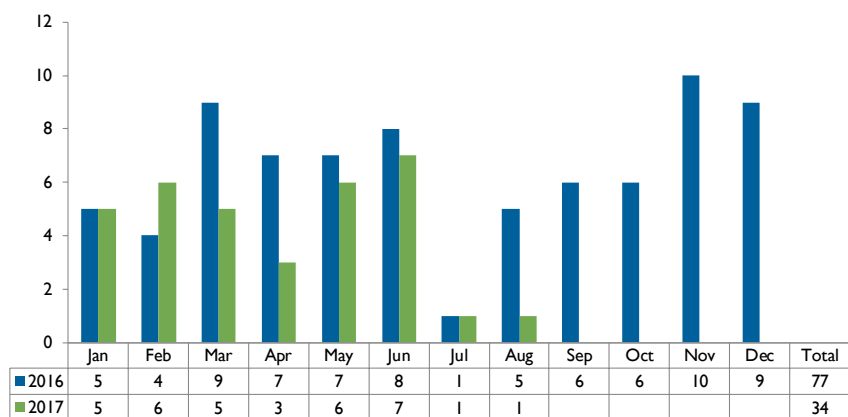
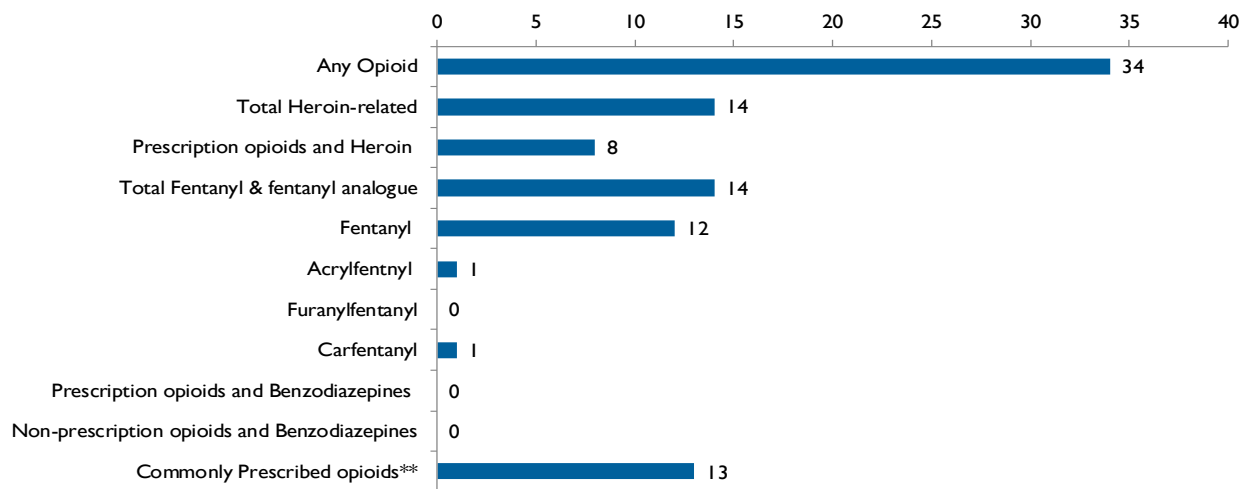


Figure 2: Opioid-related deaths by selected type of opioid among Ingham County residents, Ingham County 2017*



Note: Deaths by type of drug are not mutually exclusive. Often multiple drugs are identified as a related cause of death in a single case.

*Data is current as of 9/6/2017.

**Morphine, Codeine, Methadone, Oxycodone, Hydrocodone, Hydromorphone, and Oxymorphone.

Disclaimer: Counts reported in this document do not represent final numbers. They are subject to change after cases are reviewed.

Ingham County Opioid Surveillance

EMS/ Fire Department

Source: City of Lansing Fire Department/EMS

Data is current as of Sep. 06, 2017

- Narcan Incidence is a record from EMS where Narcan was administered to a person at a specific place and time excluding repeated doses.
- Total number of Narcan incidences 243
 - Number of Narcan incidences (1 dose administered per person) 153
 - Number of Narcan incidences (2 doses administered per person) 63
 - Number of Narcan incidences (3 doses administered per person) 21
 - Number of Narcan incidences (4 or more doses administered per person) 6
 - Average age: 42 years
 - Median age: 39 years

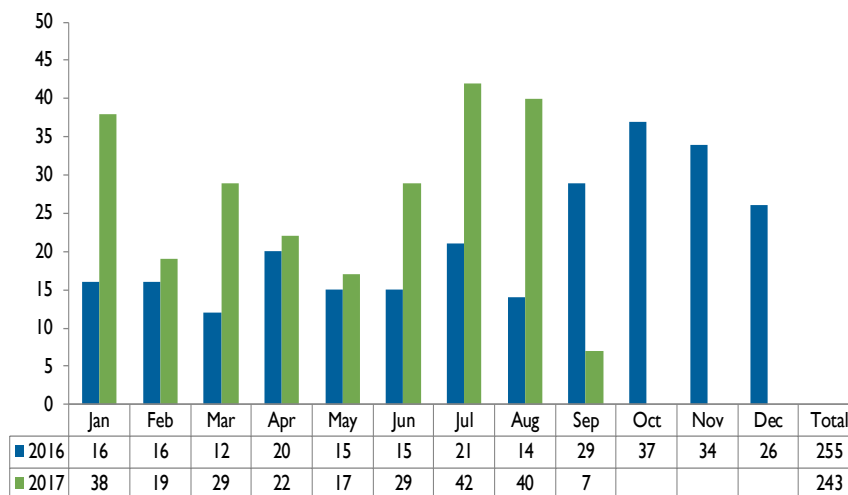
Table 2: Number of Narcan Incidences by Month in Ingham County, 2017*

Jan	Feb	Mar	Apr	May	Jun	Jul	Aug	Sept	Oct	Nov	Dec	Year to Date
38	19	29	22	17	29	42	40	7	0	0	0	243

Source: City of Lansing Fire Department/EMS

*Data is current as of 9/06/2017

Figure 3: Number of Narcan incidences by month in Ingham County, 2016 - 2017*



Source: City of Lansing Fire Department/EMS

*Data is current as of 9/06/2017

Ingham County Opioid Surveillance

Table 3: Narcan Incidence by Demographic Characteristics, City of Lansing 2017*

Characteristic	Count	Percent
Sex		
Male	120	49%
Female	64	26%
Missing	59	24%
Age Group		
<15	0	0%
15-24	23	9%
25-34	71	29%
35-44	43	18%
45-54	44	18%
55-64	41	17%
≥65	15	6%
Missing	6	2%
Race		
White	83	34%
Black	33	14%
Other Race	4	2%
Missing	123	51%
Total	243	100%

Source: City of Lansing Fire Department/EMS 2017

*Data is current as of 9/06/2017

Ingham County Opioid Surveillance

Law Enforcement Data

Sources: East Lansing Police Department, Drug Overdose Incidents Tri -County Area and Lansing Police Department (Lansing only) as of Sep 08, 2017

- 182 drug overdose incidents:
 - 157 survived
 - 25 died
- Average age: 35 years
- Median age: 33 years

Table 3: Number of drug overdose-related cases (including overdose-related deaths) by law enforcement jurisdiction and month of incident, Tri-County Area 2017*

Jurisdiction	Jan	Feb	Mar	Apr	May	Jun	Jul	Aug	Sep	Oct	Nov	Dec	Year to Date
Bath Twp					2								2
Charlotte PD													0
CCSD				1									1
Delhi Twp													0
DeWitt Twp PD	1		1		1								3
ECSD	1												1
ECSO													0
E. Lansing PD	3	1			1	1		2					8
Ingham County Sheriff Office (ICSO)	1												1
ICSD			4	1	1	2	1	4					13
ICSO/ Leslie													0
Lansing PD	24	8	19	11	12	25	24	22	6				151
Lansing Charter Twp PD													0
Mason/ICSO Assist													0
Meridian Charter Twp PD													0
MSU PD			1	1									2
Total	30	9	25	14	17	28	25	28	6	0	0	0	182

Source: Ingham County law enforcement jurisdictions

*Data is current as of 9/08/2017

Note: ICSO - Ingham County sheriff's office, ECSD - Eaton County sheriff's office, MTPD - Meridian Township Police Dept.

MSU PD - Michigan State University Police Dept.

Table 4: Number of drug overdose-related deaths by law enforcement jurisdiction and month of incident, Tri-County Area 2017*

Jurisdiction	Jan	Feb	Mar	Apr	May	Jun	Jul	Aug	Sep	Oct	Nov	Dec	Year to Date
Bath Twp					2								2
DeWitt Twp PD					1								1
ECSD	1												1
ELPD	1												1
ICSD			1			2							3
Lansing PD	2	2	1		3	2	4	3					17
Total	4	2	2	0	6	4	4	3	0	0	0	0	25

Source: Ingham County law enforcement jurisdictions

*Data is current as of 9/08/2017

Disclaimer: Counts reported in this document do not represent final numbers. They are subject to change after cases are reviewed.

Ingham County Opioid Surveillance

Emergency Department Visit Data

Source: Michigan Syndromic Surveillance System

Data is current as of Sep 15, 2017

- Total of 328 drug overdose-related visits
 - Average age : 36 years
 - Median age: 34 years

Table 7: Number of overdose-related emergency department visits* by month, Ingham County 2017**

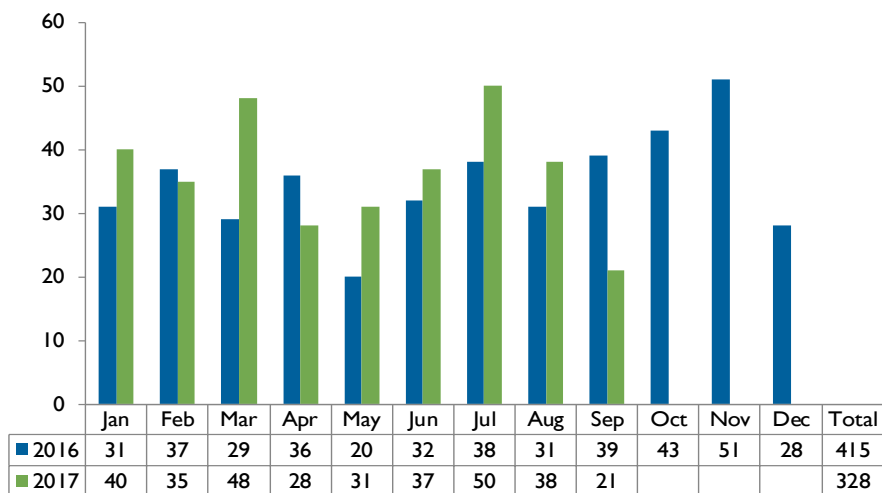
Jan	Feb	Mar	Apr	May	Jun	Jul	Aug	Sept	Oct	Nov	Dec	Year to Date
40	35	48	28	31	37	50	38	21	0	0	0	328

Source: Michigan Syndromic Surveillance System

*Numbers are based on emergency department visit (chief complaints) and before any confirmed diagnoses are made.

**Data is current as of 9/15/2017

Figure 4: Number of Overdose-related emergency department visits* by month, Ingham County 2016 - 2017**



Source: Michigan Syndromic Surveillance System

*Numbers are based on emergency department visit (chief complaints) and before any confirmed diagnoses are made.

**Data is current as of 9/15/2017