



Ingham County
Health Department

Opioid Surveillance

Jan 2019

Community Health Assessment

5303 S. Cedar Street • P.O. Box 30161 • Lansing, MI 48909-7661 • P: 517-887-4428 • F: 517-887-4310
hd.ingham.org • Ingham County is an Equal Opportunity Employer.

Ingham County Opioid Surveillance

Medical Examiner

Source: Ingham County Medical Examiner,
Data is current as of Jan 08, 2019

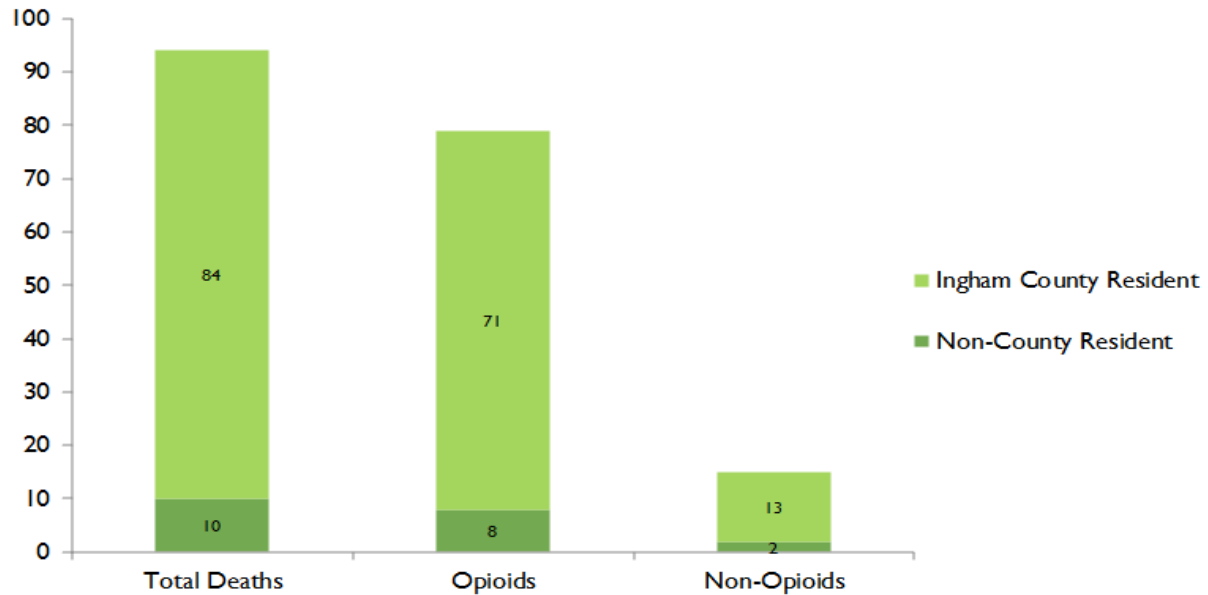
- 94 total drug-related deaths (Table 1 & Fig. 1)
 - 79 deaths were opioid-related
 - 71 opioid-related deaths were Ingham County residents
 - 8 opioid-related deaths were non-County residents
 - 15 deaths were non-opioid-related
 - 13 non-opioid deaths were Ingham County residents
 - 2 non-opioid death was a non-County residents

Table 1: Number of drug-related deaths by related cause of death and county of residence, Ingham County 2018*

Related Cause of Death	Ingham County Resident	Non-County Resident	Total
Opioids	71	8	79
Non-Opioids	13	2	15
Total	84	10	94

*Data is current as of 1/8/2019

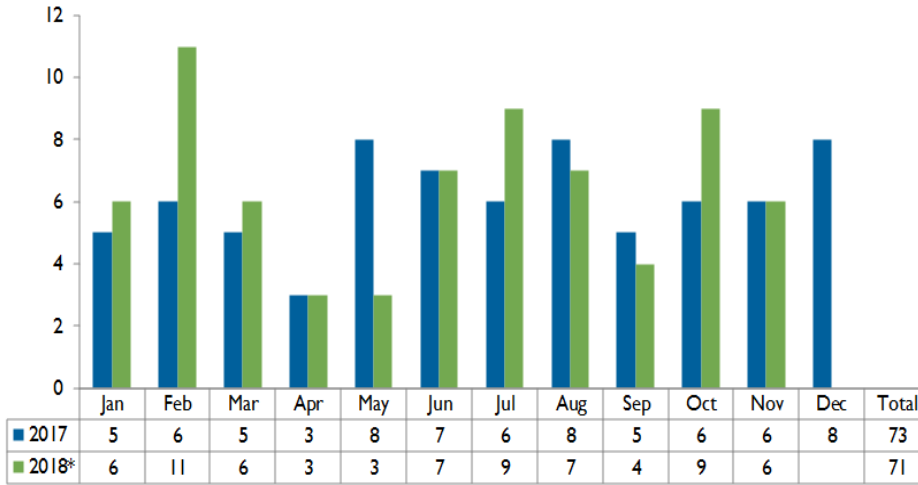
Figure 1: Drug-related deaths by related cause of death and county of residence, Ingham County 2018*



*Data is current as of 1/8/2019

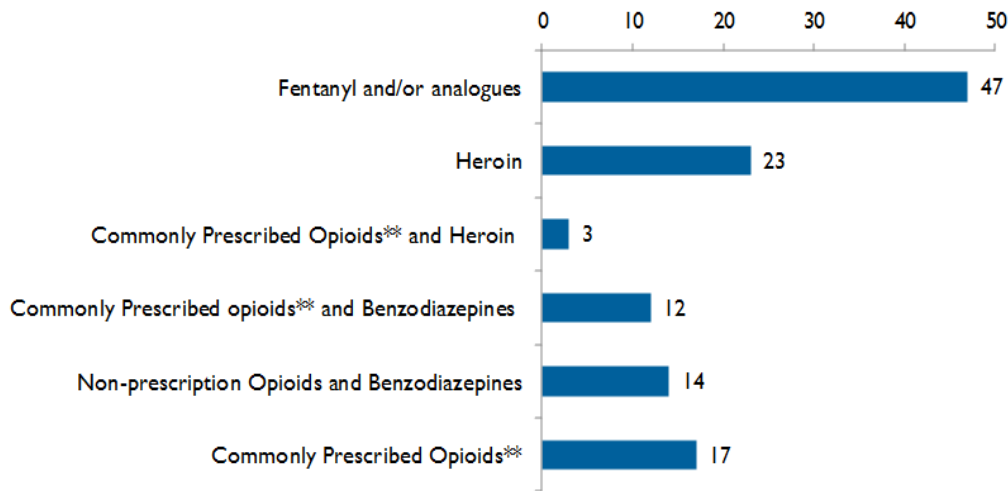
Ingham County Opioid Surveillance

Figure 2: Number of opioid-related deaths among residents in Ingham County by month, Ingham County 2017-18*



*Data is current as of 1/8/2019

Figure 3: Opioid-related deaths by selected type of opioid among Ingham County residents, Ingham County 2018*



Note: Deaths by type of drug are not mutually exclusive. Often multiple drugs are identified as a related cause of death in a single case.

**Morphine, Codeine, Methadone, Oxycodone, Hydrocodone, Hydromorphone, and Oxymorphone.

*Data is current as of 1/8/19

Ingham County Opioid Surveillance

Figure 4: Number of opioid-related deaths among residents in Ingham County by month, Ingham County 2004-2017

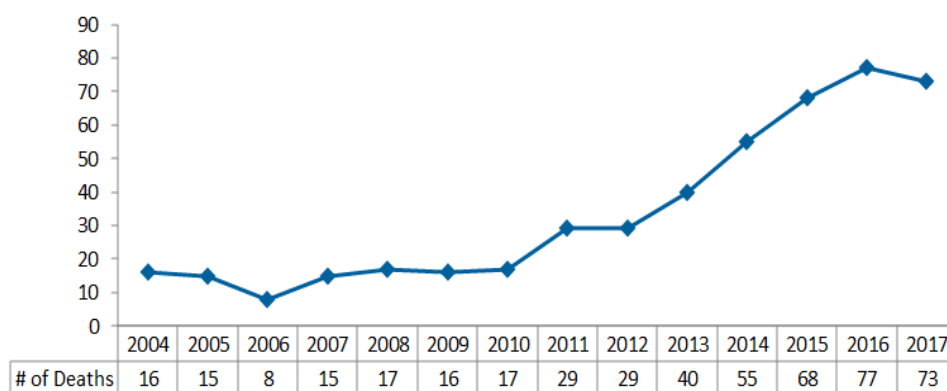


Table 2: Characteristics of Opioid-related deaths among residents in Ingham County, 2018**

Decedent Characteristic	Number	Death Rate†	95% CI for Calculated Rate
Total Deaths	71	24.8	(19.0 - 30.6)
Sex			
Male	43	31.0	(21.7 - 40.2)
Female	28	19.0	(12.0 - 26.1)
Age Group			
<15	0	*	*
15-24	5	*	*
25-34	22	55.5	(32.3 - 78.7)
35-44	19	60.4	(33.2 - 87.5)
45-54	11	*	*
55-64	9	*	*
≥65	5	*	*
Race			
White	59	26.9	(20.0 - 33.7)
Black	10	*	*
Other	2	*	*
Hispanic Ethnicity			
Hispanic or Latino	2	*	*
Non-Hispanic or Latino	49	18.6	(13.4 - 23.7)
Unknown	15	*	*
Missing	5	*	*
Other characteristic			
Age			
Median	39		
Mean	41.6		
Range	19 - 72 yrs		
Manner of death			
Accident	69		
Indeterminate	2		
Suicide	0		

†All rates are per 100,000 Ingham County residents

**Data suppressed due to insufficient numbers. ** Data is current as of Jan 09, 2018

Disclaimer: Counts reported in this document do not represent final numbers. They are subject to change after cases are reviewed.

Ingham County Opioid Surveillance

EMS/ Fire Department

Source: City of Lansing Fire Department/EMS,

*Data is current as of Jan 18, 2019

- Naloxone incidence is a record from EMS where Naloxone was administered to a person at a specific place and time excluding repeated doses.
- Total number of Naloxone incidences 348 (2018 - 2019 YTD)
 - Number of Naloxone incidences (1 dose administered per person) 211
 - Number of Naloxone incidences (2 doses administered per person) 108
 - Number of Naloxone incidences (3 doses administered per person) 27
 - Number of Naloxone incidences (4 or more doses administered per person) 2
 - Average age: 41.0 years, Median age: 37.0 years

Figure 5: Number of Naloxone incidences by month in Ingham County, 2017- 2018

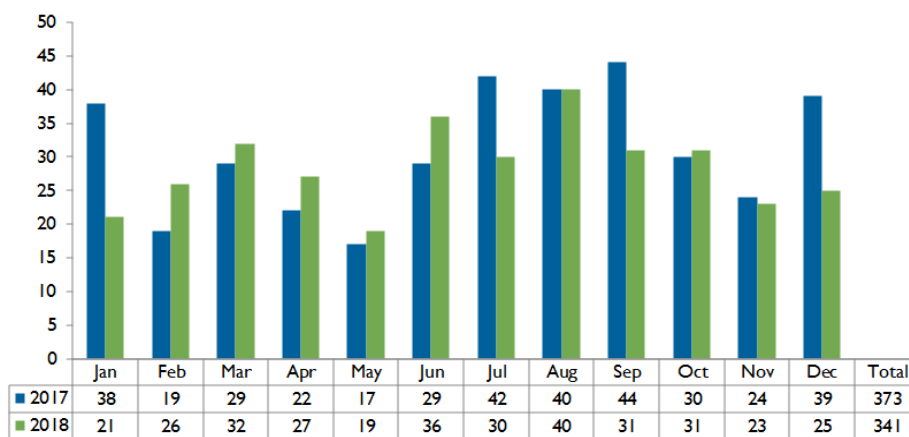


Table 3: Naloxone incidence by demographic characteristics, City of Lansing 2018 - 2019 YTD

Characteristic	Count	Percent
Sex		
Male	235	67.5%
Female	113	32.5%
Missing	0	0.0%
Age Group		
<15	0	0.0%
15-24	37	10.6%
25-34	107	30.7%
35-44	78	22.4%
45-54	49	14.1%
55-64	51	14.7%
≥65	22	6.3%
Missing	4	*
Race		
White	140	40.2%
Black	53	15.2%
Other Race	8	2.3%
Missing	147	42.2%
Total	348	100.0%

Disclaimer: Counts reported in this document do not represent final numbers. They are subject to change after cases are reviewed.

Ingham County Opioid Surveillance

Law Enforcement Data

Sources: East Lansing Police Department, Drug Overdose Incidents Tri -County Area and Lansing Police Department(Lansing only), as of Jan 04, 2019

- 278 drug overdose incidents:
 - 246 survived
 - 32 died
- Average age: 35.8 years
- Median age: 33 years

Table 4: Number of drug overdose-related cases (including overdose-related deaths) by law enforcement jurisdiction and month of incident, Tri-County Area 2018

Jurisdiction	Jan	Feb	Mar	Apr	May	Jun	Jul	Aug	Sep	Oct	Nov	Dec	Total
Bath Twp								1					1
Charlotte PD											1		1
CCSD	1					1	1		1		1		5
Delhi Twp													0
DeWitt Twp PD	1					1							2
ECSD													0
ECSO													0
E. Lansing PD	1		1	1	1	1	1						6
Ingham County Sheriff Office (ICSO)													0
ICSD		4		1	2	2		1	1				11
ICSO/ Leslie													0
Lansing PD	15	17	31	19	12	30	15	39	26	17	11	17	249
Lansing Charter Twp PD													0
Mason/ICSO Assist													0
Meridian Charter Twp PD		1	1										2
MSU PD							1						1
Total	18	22	33	21	15	35	18	41	28	17	13	17	278

Source: Ingham County law enforcement jurisdictions

Note: ICSO - Ingham County sheriff's office, ECSO - Eaton County sheriff's office, MTPD - Meridian Township Police Dept.

MSU PD - Michigan State University Police Dept.

Table 5: Number of drug overdose-related deaths by law enforcement jurisdiction and month of incident, Tri-County Area 2018

Jurisdiction	Jan	Feb	Mar	Apr	May	Jun	Jul	Aug	Sep	Oct	Nov	Dec	Total
Bath Twp								1					1
DeWitt Twp PD								1					1
CCSD	1					1			1				3
Charlotte											1		1
ELPD	1					1							2
ICSD					1								1
Lansing PD	2	3	4	3	1	3	1	1	1	3		1	23
Total	4	3	4	3	2	5	1	3	2	3	1	1	32

Source: Ingham County law enforcement jurisdictions

*Data is current as of 1/4/19

Disclaimer: Counts reported in this document do not represent final numbers. They are subject to change after cases are reviewed.

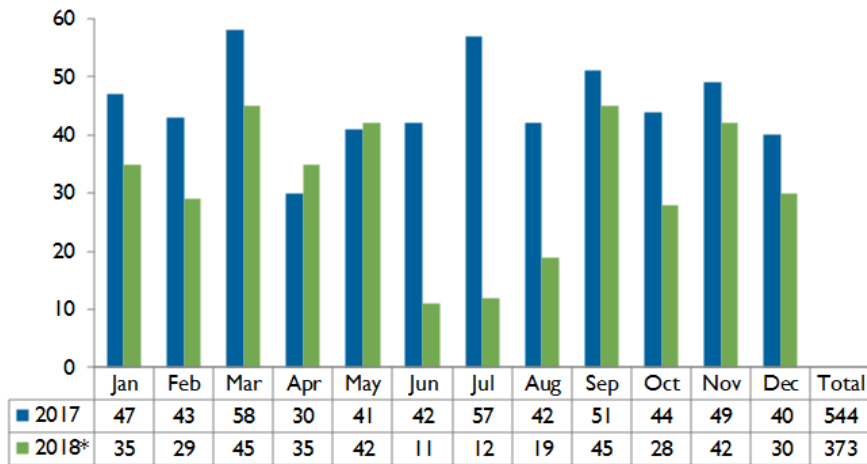
Ingham County Opioid Surveillance

Emergency Department Visit Data

Source: Michigan Syndromic Surveillance System,
Data is current as of Jan, 2019

- Total of 373 drug overdose-related visits
 - Average age : 34.2 years
 - Median age: 32.0 years

Figure 6: Number of Overdose-related emergency department visits by month, Ingham County 2017- 2018

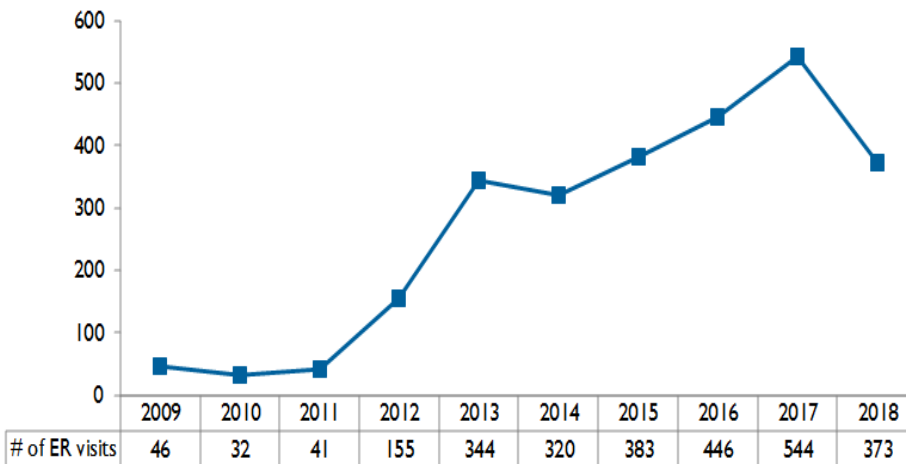


Source: Michigan Syndromic Surveillance System

*Data is current as of 1/2019

Note: Numbers are based on emergency department visit (chief complaints) and before any confirmed diagnoses are made.

Figure 7: Number of Overdose-related Emergency Department Visits Ingham County, 2009-2018



Disclaimer: Counts reported in this document do not represent final numbers. They are subject to change after cases are reviewed.

Ingham County Opioid Surveillance

Ingham County Department of Health and Human Services (DHHS)

Source: Department of Health and Human Services (DHHS)

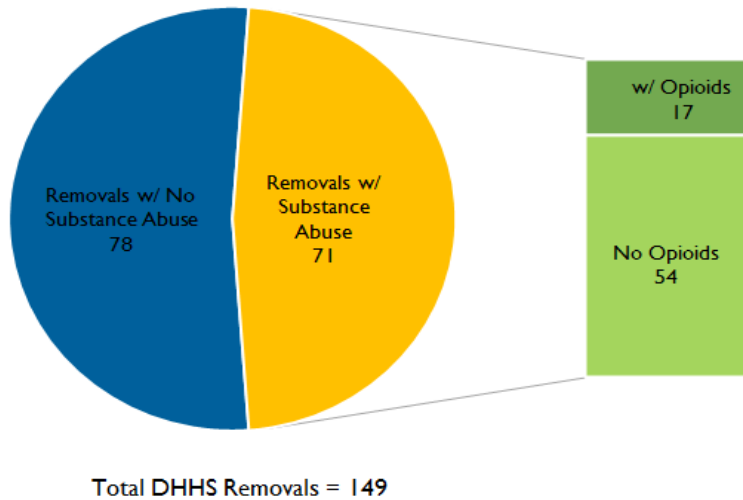
Data is current as of Jan, 2019

- Total of 149 child removals (263 children)
- 71 removals involved substance abuse
- 17 removals involved opioids
- On average 6 removals per month involve substance abuse

Table 6: Number of Removals by Month, Ingham County 2018

Child Removals	Jan	Feb	Mar	Apr	May	Jun	Jul	Aug	Sept	Oct	Nov	Dec	Year to Date
Total Removals	19	12	17	11	11	14	12	11	10	4	17	11	149
Substance Abuse	7	8	10	8	7	6	5	2	4	2	6	6	71
Opioids	1	1	3	2	4	1	1	0	0	0	1	3	17
Non-Opioids	6	7	7	6	3	5	4	2	4	2	5	3	54
No Substance Abuse	12	4	7	3	4	8	7	9	6	2	11	5	78

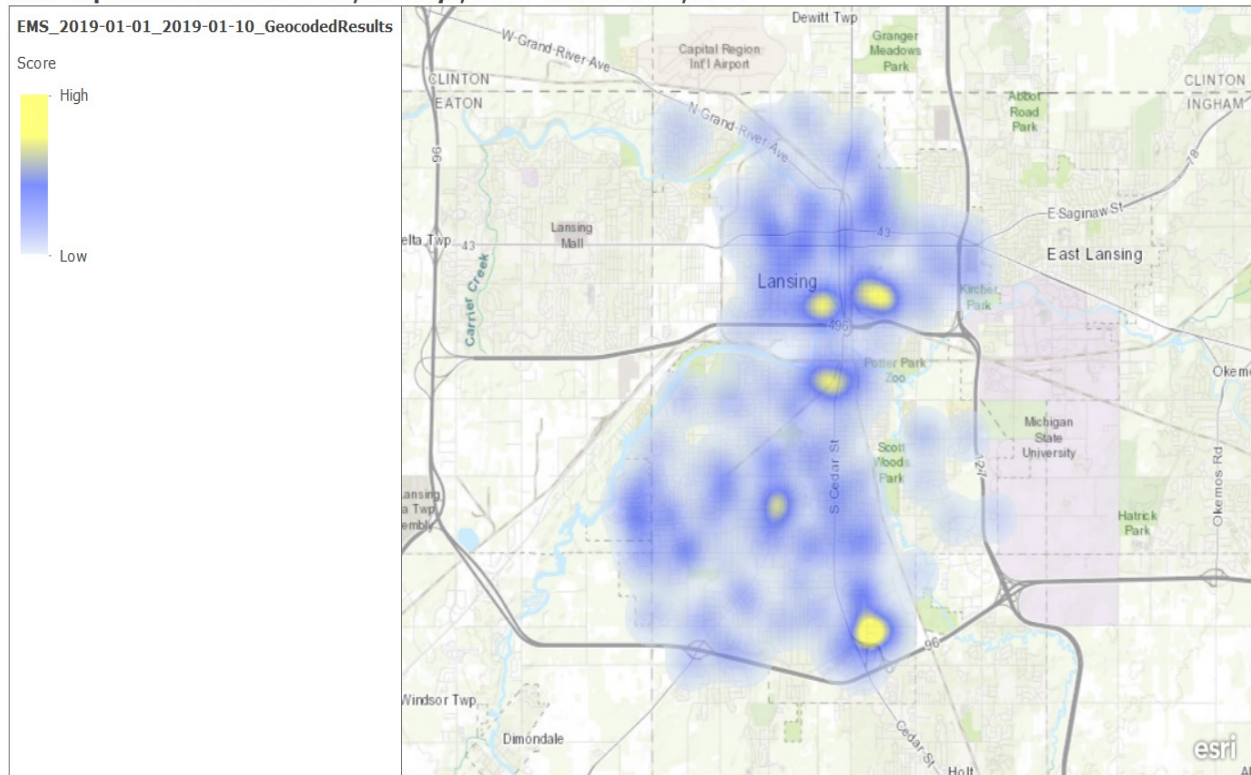
Figure 8: Total Number of Removals by Substance Abuse, Ingham County 2018



Source: Ingham County Department of Health and Human Services (DHHS)

Ingham County Opioid Surveillance

Heat Map of Naloxone Incidences, January 1, 2018 - December 31, 2018



Michigan State University, Ontario MNR, Esri Canada, Esri, HERE, Garmin, USGS, NGA, EPA, USDA, NPS