



**Ingham County
Health Department**

Opioid Surveillance 2016 Annual

Community Health Assessment

5303 S. Cedar Street • P.O. Box 30161 • Lansing, MI 48909-7661 • P: 517-887-4428 • F: 517-887-4310
hd.ingham.org • Ingham County is an Equal Opportunity Employer.

Ingham County Opioid Surveillance

Medical Examiner

Source: *Ingham County Medical Examiner, 2016*

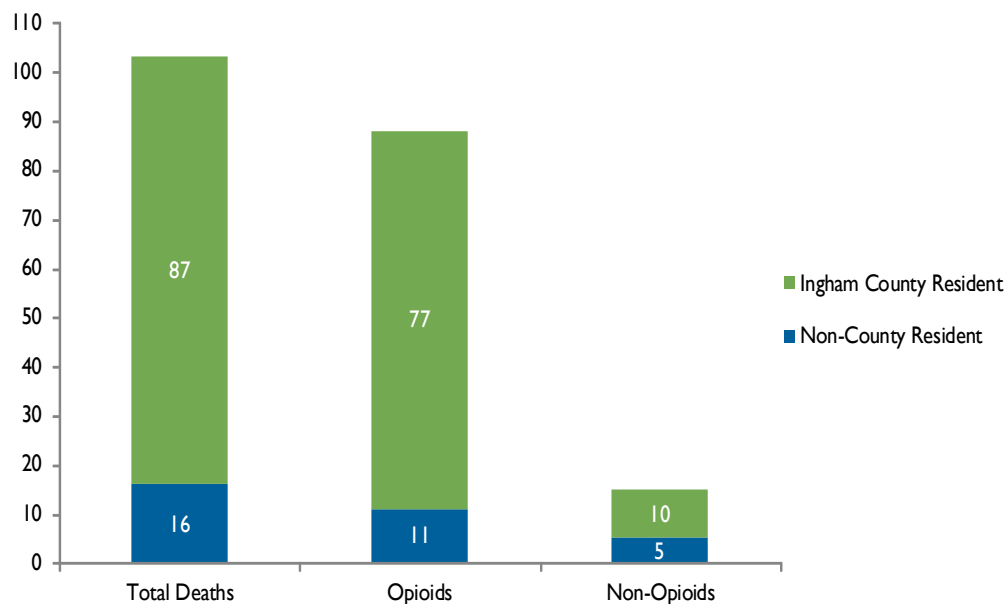
- 103 total number of drug-related deaths occurred in Ingham County (Table 1 & Fig. 1)
 - 88 deaths were opioid-related
 - 77 opioid-related deaths were Ingham County residents
 - 11 opioid-related deaths were non-County residents
 - 15 deaths were non-opioid-related
 - 10 non-opioid deaths were Ingham County residents
 - 5 non-opioid deaths were non-County residents

Table 1: Number of Drug-related deaths by related cause of death and county of residence, Ingham County 2016

Related Cause of Death	Ingham County Resident	Non-County Resident	Total
Opioids	77	11	88
Non-Opioids	10	5	15
Total	87	16	103

Source: Ingham Medical Examiner Records 2016

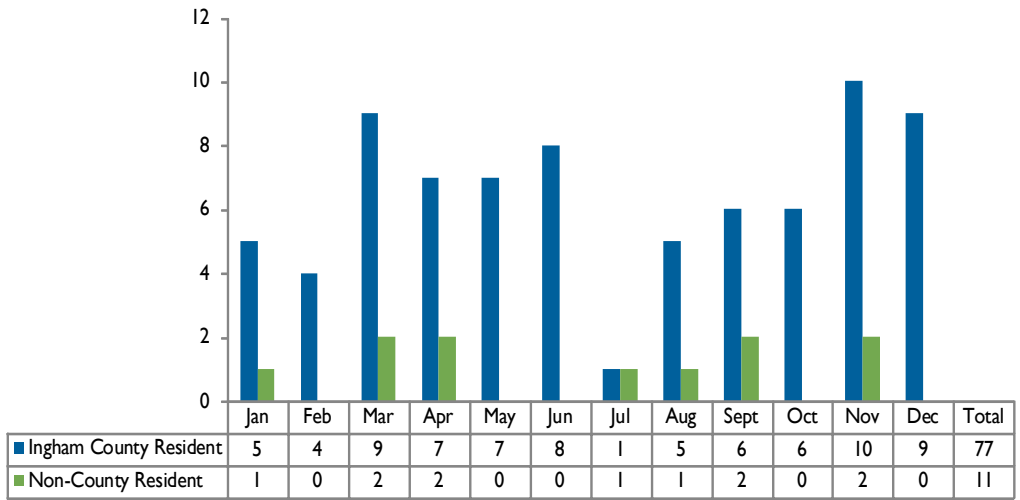
Figure 1: Drug-related deaths by related cause of death and county of residence, Ingham County 2016



Source: Ingham Medical Examiner Records 2016

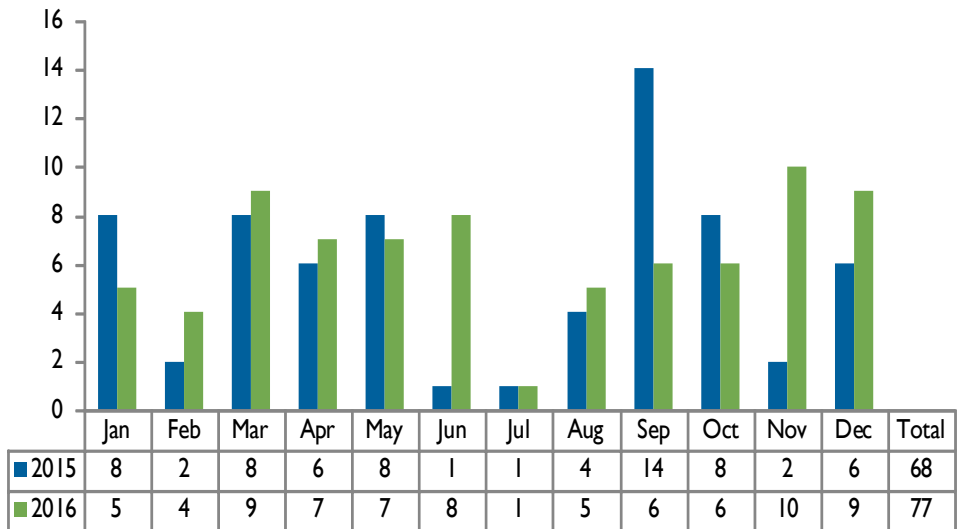
Ingham County Opioid Surveillance

Figure 2: Opioid-related deaths by month and county of residence , Ingham County 2016



Source: Ingham Medical Examiner Records 2016

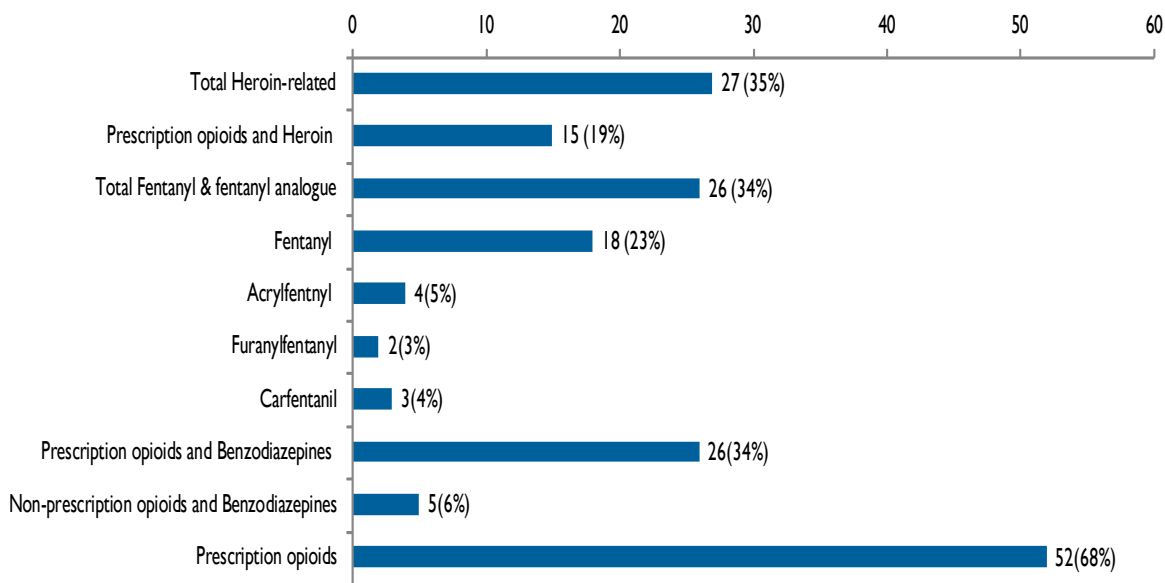
Figure 3: Number of Opioid-related deaths among residents in Ingham County by month, 2015-2016



Source: Ingham Medical Examiner Records 2015-2016

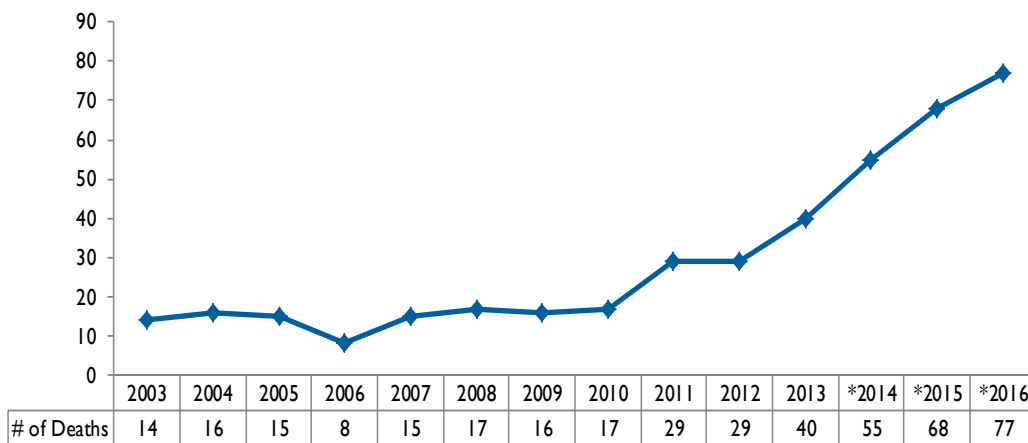
Ingham County Opioid Surveillance

Figure 4: Opioid-related deaths by selected type of opioid among Ingham County residents, Ingham County 2016



Note: Deaths by type of drug are not mutually exclusive. Often multiple drugs are identified as a related cause of death in a single case.

Figure 5: Number of opioid-related deaths among residents in Ingham County, 2003-2016



Source: Michigan Resident Death Files

*Source: Ingham County Medical Examiner Records 2014 - 2016

Ingham County Opioid Surveillance

Table 2: Characteristics of Opioid-related deaths among residents in Ingham County, 2016

Decedent characteristic	Number	Death Rate†	95% CI for Calculated Rate
Total Deaths	77	26.9	(20.9 - 32.9)
Sex			
Male	54	38.9	(28.5 - 49.3)
Female	23	15.6	(9.2 - 22.0)
Age Group			
<15	1	*	
15-24	6	*	*
25-34	19	47.9	(26.4 - 69.4)
35-44	23	73.1	(43.2 - 102.9)
45-54	17	52.7	(27.7 - 77.8)
55-64	8	*	*
≥65	3	*	*
Race			
White	72	32.8	(25.2 - 40.4)
Black	4	*	*
Other	1		
Hispanic Ethnicity			
Hispanic or Latino	2	*	
Non-Hispanic or Latino	48	18.2	(13.0 - 23.3)
Unknown	12	*	
Missing	15	*	
Other characteristic			
Age			
Median	41 yrs		
Mean	40.4 yrs		
Range	1 - 83 yrs		
Manner of death			
Accident	70		
Indeterminate	4		
Suicide	3		

Source: Ingham Medical Examiner Records 2016

†All rates are per 100,000 Ingham County residents. Rate for less than 20 deaths are considered statistically unreliable .

*Data suppressed due to insufficient numbers

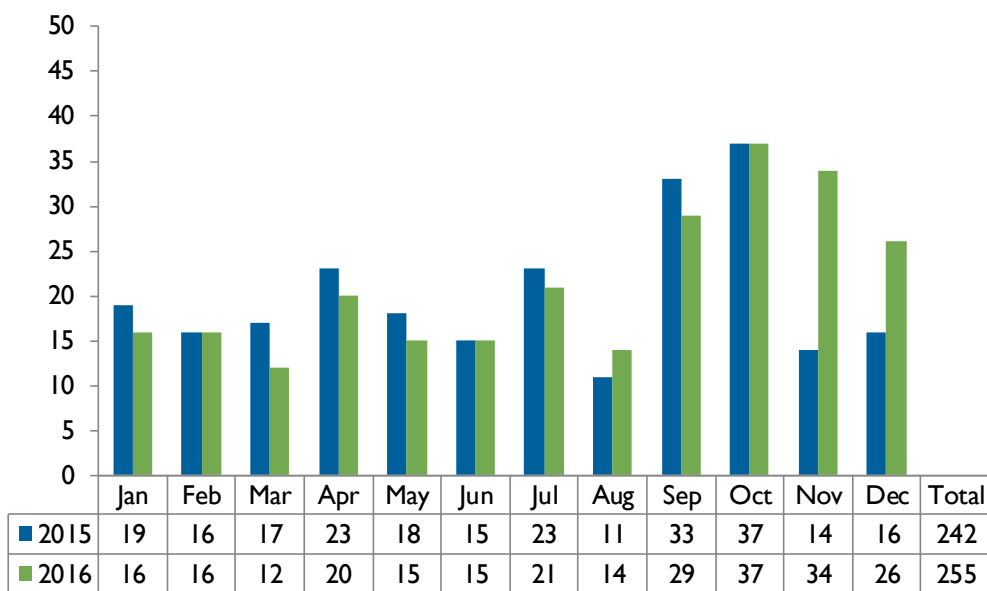
Ingham County Opioid Surveillance

EMS/ Fire Department

Source: City of Lansing Fire Department/EMS, 2016

- "Narcan Incidence" is a record from EMS where Narcan was administered to a person at a specific place and time excluding repeated doses.
- Total number of Narcan incidences 255
 - Number of Narcan incidences (1 dose administered per person) 185
 - Number of Narcan incidences (2 doses administered per person) 59
 - Number of Narcan incidences (3 doses administered per person) 10
 - Number of Narcan incidences (4 doses administered per person) 1
 - Average age: 41 years
 - Median age: 37 years

Figure 6: Number of Narcan incidences* by month in Ingham County, 2015 - 2016



Source: City of Lansing Fire Department/EMS 2015-2016

*Narcan incidences that occurred in Ingham County regardless of a person's place of residence

Ingham County Opioid Surveillance

Table 3: Narcan incidence by demographic characteristics, City of Lansing 2016

Characteristic	Count	Percent
Male	147	58%
Female	83	33%
Missing	25	10%
Age Group		
<15	1	
15-24	28	11%
25-34	91	36%
35-44	46	18%
45-54	38	15%
55-64	28	11%
≥65	11	4%
Missing	12	
Race		
White	100	39%
Black	22	9%
Other Race	4	2%
Missing	129	51%
Total	255	100%

Source: City of Lansing Fire Department/EMS 2016

Ingham County Opioid Surveillance

Law Enforcement Data

Source: East Lansing Police Department, Drug Overdose Incidents Tri-County Area, 2016

- 157 incidents reported:
 - 130 drug overdose-related
 - 27 overdose-related death
- Average age: 33 years
- Median age: 29 years

Table 4: Number of Drug Overdose-related Cases (including overdose-related deaths) by Law Enforcement Jurisdiction and Month of Incident, Tri-county Area 2016

Jurisdiction	Jan	Feb	Mar	Apr	May	Jun	Jul	Aug	Sep	Oct	Nov	Dec	Year to Date
Bath Twp	1												1
Charlotte PD										2	1	1	4
Delhi Twp													0
DeWitt Twp PD													0
ECSO				1				1					2
E. Lansing PD	1				1		2	1	1		2		8
Ingham County Sheriff Office (ICSO)	1	1		2				1	1	1	6	1	14
ICSO/ Leslie	2												2
Lansing PD	11	8	3	2	2	5	10	12	15	19	15	16	118
Lansing Charter Twp PD													0
Mason/ICSO Assist		1											1
Meridian Charter Twp PD	1	1		1							1		4
MSU PD										1			1
ECSD						1				1			2
Total	17	11	3	6	3	6	12	15	17	24	25	18	157

Source: Ingham County law enforcement jurisdictions

Note: ICSO - Ingham County sheriff's office, ECSO - Eaton County sheriff's office, MTPD - Meridian Township Police Dept.

MSU PD - Michigan State University Police Dept.

Table 5: Number of Drug Overdose-related Deaths by Law Enforcement Jurisdiction and Month of Incident, Tri-county Area 2016

Jurisdiction	Jan	Feb	Mar	Apr	May	Jun	Jul	Aug	Sep	Oct	Nov	Dec	Year to Date
Bath Twp	1												1
ICSO				1									1
Lansing PD	1	2			1	1		4	1	2	1	4	17
ELPD	1										2		3
MTPD		1											1
ECSO				1				1					2
ECSD						1				1			2
Total	3	3	0	2	1	1	0	5	1	2	3	4	27

Source: Ingham County law enforcement jurisdictions

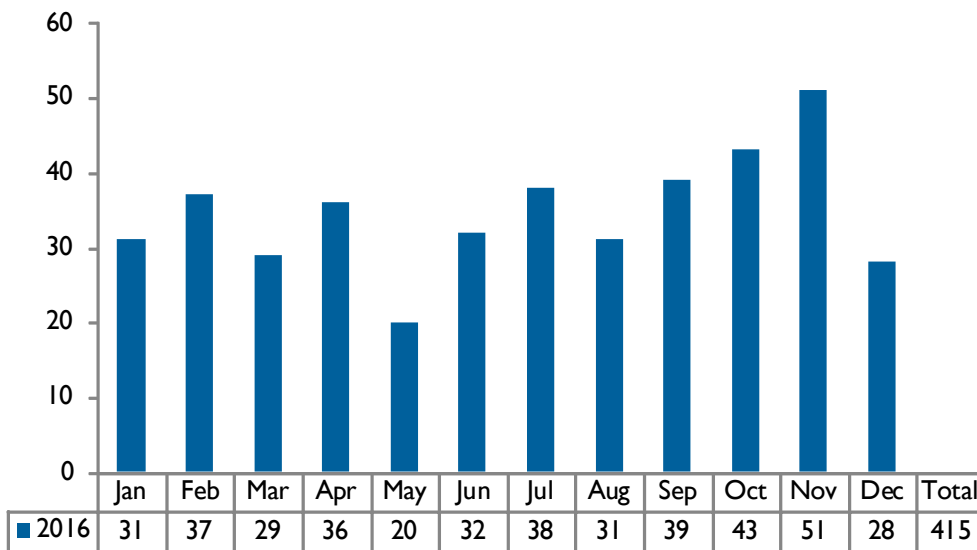
Ingham County Opioid Surveillance

Emergency Department Visit Data

Source: Michigan Syndromic Surveillance System, 2016

- Total 415 drug overdose-related visits
 - Average age : 34 years
 - Median age: 32 years

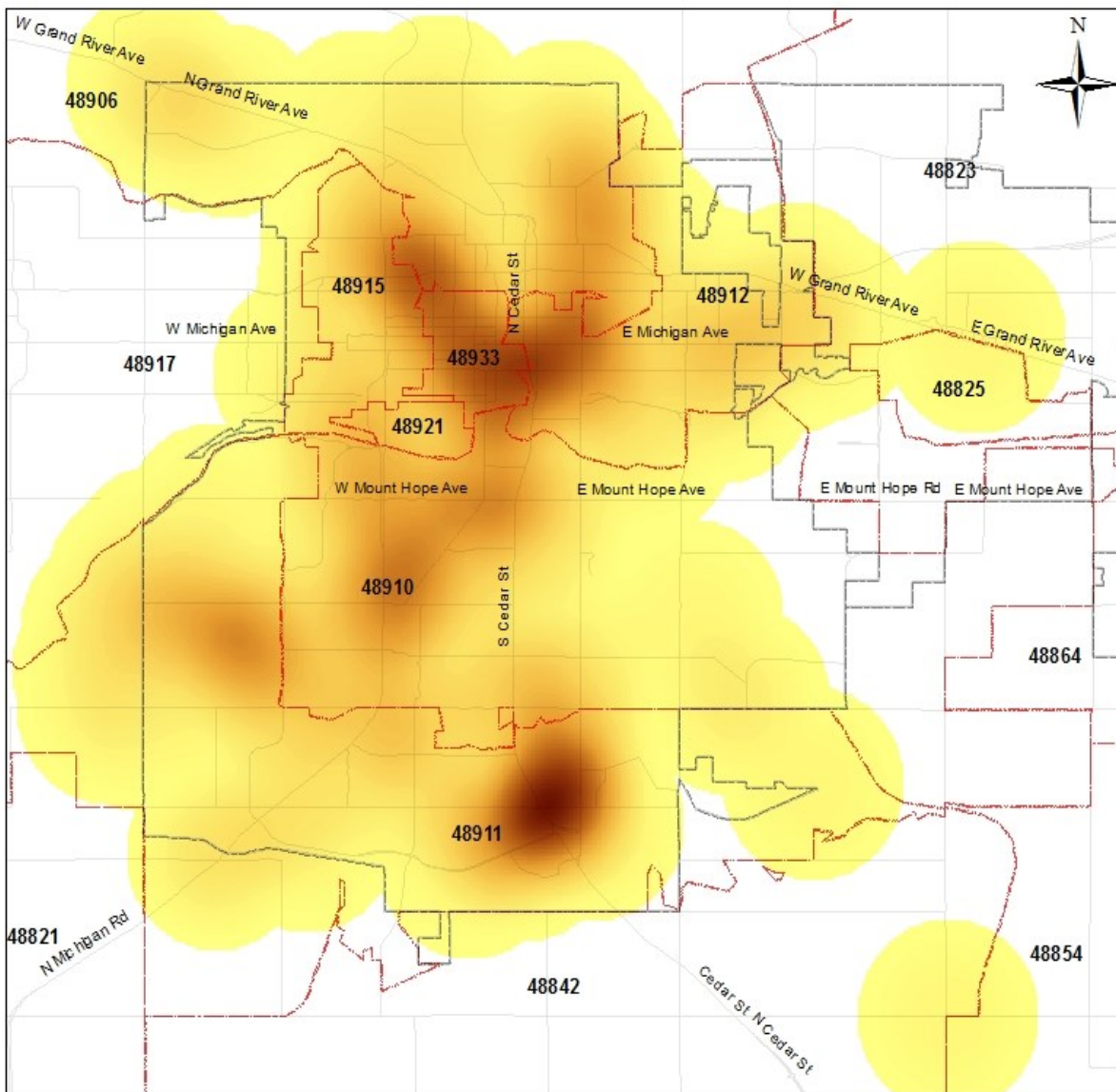
Figure 7: Number of Overdose-related Emergency Department Visits* by Months, Ingham County 2016



Source: Michigan Syndromic Surveillance System

*Numbers are based on emergency department visit (chief complaints) and before any confirmed diagnosis are made.

Ingham County Opioid Surveillance



Density Heatmap of Administered Narcan Doses, Capital Area - Ingham County 2016

(Continuum from light - dark equates to lower - greater number of Narcan doses administered per unit area)

Legend

- Major Road Network
- Political Boundary
- ▭ Zip Code Boundary

Source: City of Lansing Fire Department/EMS