



**Ingham County  
Health Department**

# Opioid Surveillance Jun 2017

## **Community Health Assessment**

5303 S. Cedar Street • P.O. Box 30161 • Lansing, MI 48909-7661 • P: 517-887-4428 • F: 517-887-4310  
hd.ingham.org • Ingham County is an Equal Opportunity Employer.

# Ingham County Opioid Surveillance

## Medical Examiner

Source: Ingham County Medical Examiner  
Data is current as of Jun 13, 2017

- 22 total drug-related Ingham resident deaths occurred in Ingham County
  - 17 deaths were opioid-related
    - Average age: 45 years
    - Median age: 47 years
  - 5 deaths were non-opioid related

Table 1: Opioid-related deaths among Ingham residents in Ingham County by month

Jan	Feb	Mar	Apr	May	Jun	Jul	Aug	Sept	Oct	Nov	Dec	Year to Date
4	6	4	1	2	0	0	0	0	0	0	0	17

Source: Ingham County Medical Examiner Records 2017

Figure 1: Number of opioid-related deaths among residents in Ingham County by month, Ingham County 2016-2017

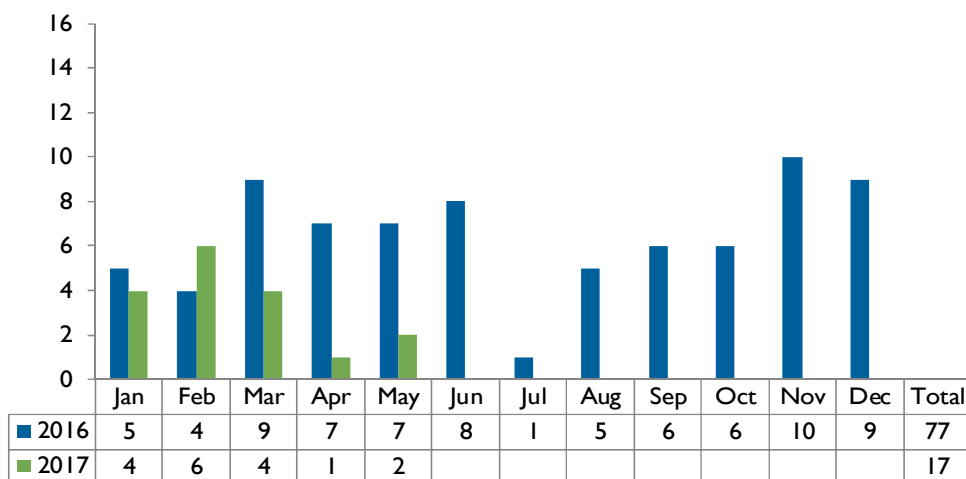
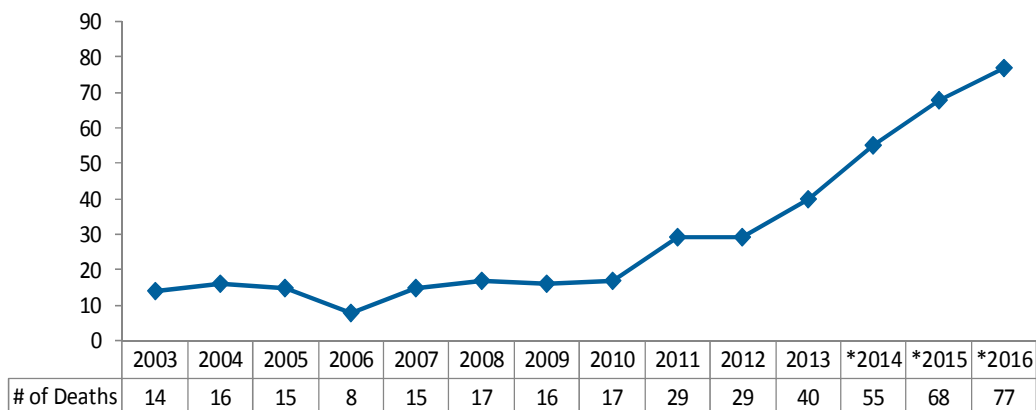


Figure 2: Opioid-related deaths among Ingham residents in Ingham County, 2003-2016



# Ingham County Opioid Surveillance

## EMS/ Fire Department

Source: City of Lansing Fire Department/EMS

Data is current as of Jun 9, 2017

- Narcan Incidence is a record from EMS where Narcan was administered to a person at a specific place and time excluding repeated doses.
- Total number of Narcan incidences 135
  - Number of Narcan incidences (1 dose administered per person) 93
  - Number of Narcan incidences (2 doses administered per person) 28
  - Number of Narcan incidences (3 doses administered per person) 13
  - Number of Narcan incidences (4 doses administered per person) 1
  - Average age: 42 years
  - Median age: 39 years

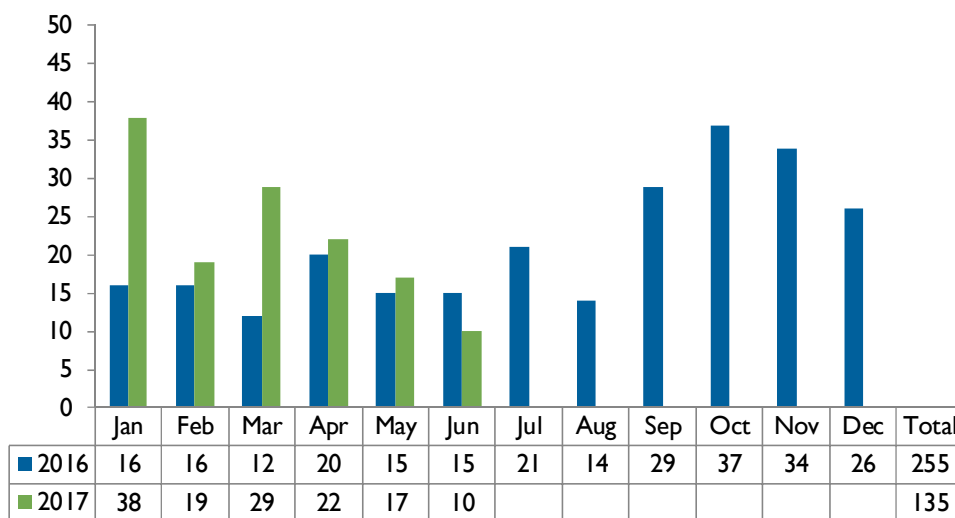
Table 2: Number of Narcan Incidences by Month in Ingham County, 2017\*

Jan	Feb	Mar	Apr	May	Jun	Jul	Aug	Sept	Oct	Nov	Dec	Year to Date
38	19	29	22	17	10	0	0	0	0	0	0	135

Source: City of Lansing Fire Department/EMS

\*Data is current as of 6/9/2017

Figure 3: Number of Narcan incidences by month in Ingham County, 2016 - 2017\*



Source: City of Lansing Fire Department/EMS

\*Data is current as of 6/9/2017

# Ingham County Opioid Surveillance

## Law Enforcement Data

Sources: East Lansing Police Department, Drug Overdose Incidents Tri-County Area as of Jun 14, 2017

- 84 drug overdose incidents:
  - 78 survived
  - 6 died
- Average age: 37 years
- Median age: 34 years

Table 3: Number of drug overdose-related cases (including overdose-related deaths) by law enforcement jurisdiction and month of incident, Tri-County Area 2017\*

Jurisdiction	Jan	Feb	Mar	Apr	May	Jun	Jul	Aug	Sep	Oct	Nov	Dec	Year to Date
Bath Twp					1								1
Charlotte PD													0
CCSD				1									1
Delhi Twp													0
DeWitt Twp PD	1		1		1								3
ECSD	1												1
ECSO													0
E. Lansing PD	3	1			1								5
Ingham County Sheriff Office (ICSO)	1												1
ICSD			4	1	1								6
ICSO/ Leslie													0
Lansing PD	24	8	19	11	12	14							88
Lansing Charter Twp PD													0
Mason/ICSO Assist													0
Meridian Charter Twp PD													0
MSU PD			1	1									2
<b>Total</b>	<b>30</b>	<b>9</b>	<b>25</b>	<b>14</b>	<b>16</b>	<b>14</b>	<b>0</b>	<b>0</b>	<b>0</b>	<b>0</b>	<b>0</b>	<b>0</b>	<b>108</b>

Source: Ingham County law enforcement jurisdictions

\*Data is current as of 6/14/2017

Note: ICSO - Ingham County sheriff's office, ECSO - Eaton County sheriff's office, MTPD - Meridian Township Police Dept.

MSU PD - Michigan State University Police Dept.

Table 4: Number of drug overdose-related deaths by law enforcement jurisdiction and month of incident, Tri-County Area 2017\*

Jurisdiction	Jan	Feb	Mar	Apr	May	Jun	Jul	Aug	Sep	Oct	Nov	Dec	Year to Date
Bath Twp					1								1
DeWitt Twp PD					1								1
ECSD	1												1
ELPD	1												1
ICSD			1										1
Lansing PD	2	2	1	0	3	1							9
<b>Total</b>	<b>4</b>	<b>2</b>	<b>2</b>	<b>0</b>	<b>5</b>	<b>1</b>	<b>0</b>	<b>0</b>	<b>0</b>	<b>0</b>	<b>0</b>	<b>0</b>	<b>14</b>

Source: Ingham County law enforcement jurisdictions

\*Data is current as of 6/14/2017

# Ingham County Opioid Surveillance

## Emergency Department Visit Data

Source: Michigan Syndromic Surveillance System

Data is current as of Jun 15, 2017

- Total of 211 drug overdose-related visits
  - Average age : 36 years
  - Median age: 33 years

Table 7: Number of overdose-related emergency department visits\* by month, Ingham County 2017\*\*

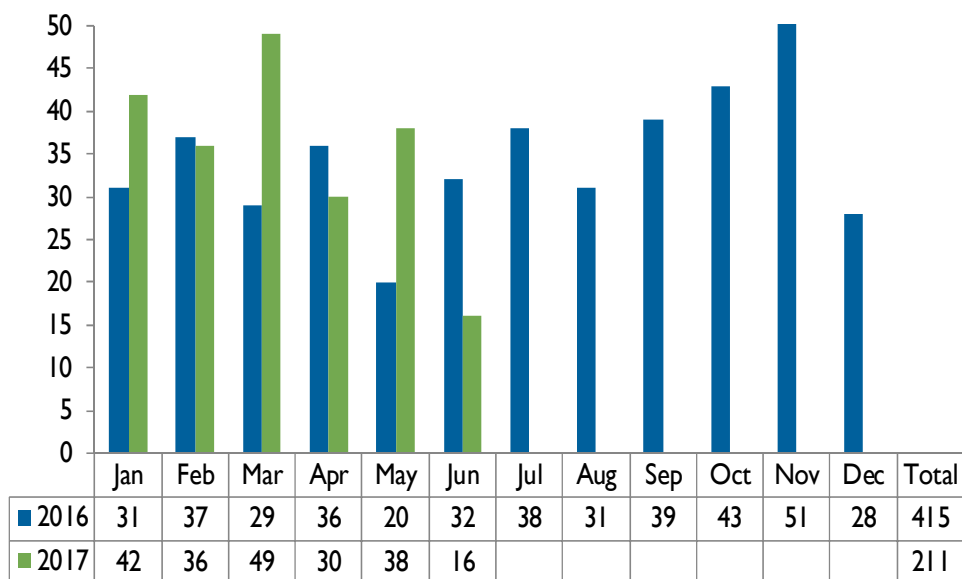
Jan	Feb	Mar	Apr	May	Jun	Jul	Aug	Sept	Oct	Nov	Dec	Year to Date
42	36	49	30	38	16	0	0	0	0	0	0	211

Source: Michigan Syndromic Surveillance System

\*Numbers are based on emergency department visit (chief complaints) and before any confirmed diagnoses are made.

\*\*Data is current as of 6/15/2017

Figure 4: Number of Overdose-related emergency department visits\* by month, Ingham County 2016 - 2017\*\*



Source: Michigan Syndromic Surveillance System

\*Numbers are based on emergency department visit (chief complaints) and before any confirmed diagnoses are made.

\*\*Data is current as of 6/15/2017